



STATE OF NEW MEXICO  
PUBLIC EDUCATION DEPARTMENT  
300 DON GASPAR  
SANTA FE, NEW MEXICO 87501-2786  
Telephone (505) 827-5800  
[www.ped.state.nm.us](http://www.ped.state.nm.us)

MARIANA D. PADILLA  
SECRETARY DESIGNATE OF PUBLIC EDUCATION

MICHELLE LUJAN GRISHAM  
GOVERNOR

**Charter Schools Division  
2023-24 Annual Report  
Revised December 18, 2024**

**School Name:** Walatowa High Charter School

**School Address:** 147 Bear Head Canyon Jemez Pueblo, NM 87024

**Head Administrator:** Arrow Wilkinson

**Governing Board Chair:** Kenneth Sando

**Business Manager:** Katherine Toya

**Authorized Grade Levels:** 9-12

**Grade Levels Served:** 9-12

**Authorized Enrollment Cap:** 150

**2023-24 Enrollment:** 35 (NMVistas.org: Enrollment Count from Avg. of 80 & 120 day Active Students Report)

**Contract Term:** 2022-2027

**CAPs or Conditions:** SPED Corrective Action Plan (OSE closed on Oct. 19, 2024). Renewal condition met on June 7, 2023.

**Notice from 2022-23 Annual Report:** Unsatisfactory performance

**Unsatisfactory** terms that need to be addressed from 2022-23 Annual Report: PEC has identified several areas of unsatisfactory performance related to the “falls far below” criteria on school specific goal 1, the “working to meet” criteria on school specific goal 2, the “falls far below” criteria on school specific goal 3, overall designation on Organizational and Financial ratings of “does not meet”, and 1.b. State Assessment Requirements, 2.c Reporting Requirements and 5.a and b. Financial Reporting and Compliance Accounting Principles concerns on page 11 of the annual report.

**Progress from 2022-23 Notice to 2023-24:**

- For goals 1 and 2 the school received “falls far below” rating. The school improved its organizational and financial rating from “Does Not Meet” to “Meets Standard”.
- Indicator 1.b. State Assessment Requirements: unable rate as both math and reading participation rates are masked and CSD is unable to rate. For indicator 2.c. Reporting Requirements: the school went from a “Does Not Meet” to a rating of “Meets Standard”.
- Indicator 5.a. Financial Reporting and Compliance: the school went from “Does Not Meet” to “Meets Standard”. Indicator 5.b. Accounting Principles: the school had (2) material weakness and (1) repeat audit findings.

**Waivers:** none

**Mission:** Through a community-integrated experiential learning program, Walatowa High Charter School will prepare students to be academically successful while promoting leadership, language preservation, and community wellness.

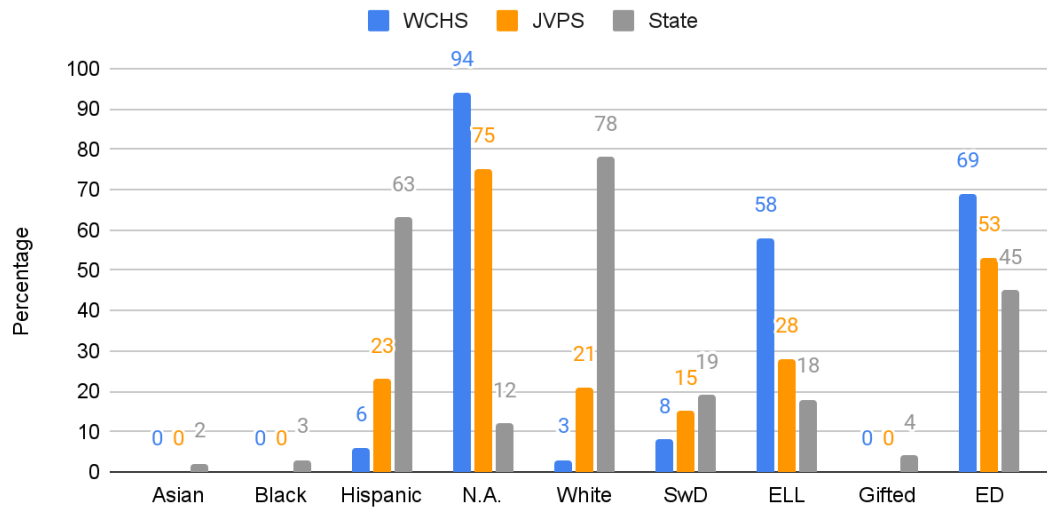
**Educational Program:**

- The principal focus of Walatowa High Charter School's academic program is early college preparation, including dual credit coursework. The pre-college focused curriculum also emphasizes the value of the community's (Jemez, Zia, and Jemez Valley Corridor) culture and traditions.
- Students are challenged with advanced courses in core subject areas and enter the dual credit program by their junior year of high school. Walatowa High Charter School maintains strong partnerships with post-secondary institutions to ensure the implementation of our college and career preparation program.
- Walatowa High Charter School implements a community school model that includes the two-generation approach and continuum. As a community school, Walatowa High Charter School is both an educational institution and a center of community life that partners the school with other community resources. The Two-Generation approaches focus on creating opportunities for and addressing needs of both children and the adults in their lives together. Walatowa High Charter School has an integrated focus on academics, youth development, family support, health and social services and community development. The partnerships include:
  - Pueblo of Jemez Health and Human Services
  - Pueblo of Jemez Tribal Programs
  - Pueblo of Jemez Education Department
  - Pueblo of Jemez Transportation Department
  - Pueblo of Zia Tribal Administration
  - Pueblo of Kewa Tribal Administration

## Demographics as reported in Nova 2023-24 (120-Day)

Note. Students are identified as Hispanic independently of their race.

### Enrollment by Subgroup (120D) 2023-24



Source: Nova Enrollment Subgroup Percentages with Averages

## Academic Performance

Academic Performance Framework Indicators	2022-23 Score (100 points possible)	2023-24 Score (100 points possible)
1: State Accountability System: NMVistas Overall Score	unavailable**	Spotlight 83.5*
2: Subgroup performance: high, middle, and low-performing quartiles	unavailable	unavailable
3: School-specific Goals: if two goals, average of points on each	25	37.5
<b>Overall Academic Score: average of indicators 1 and 3</b>	n/a	60.5

\*Note: Per NM Vistas, point totals from SY22-23 and SY23-24 cannot be compared due to changes in business rules. For more information about point differentials, refer to: [2022-23 Accountability Measures Overview](#) and [2023-24 Accountability Measures Overview.pdf - Google Drive](#)

**\*\*Note:** Walatowa High Charter School does not have a Vistas score from 2022-23, so its designation of “Traditional” has been rolled over from the prior year. See link to NM Vistas: [NM Vistas | Walatowa Charter High](#)

**State Accountability System:**

State and federal statute mandates accountability for all public schools. This section provides a snapshot of the school’s academic performance according to data collected by the Public Education Department (PED) for the school years 2021-22, 2022-23, and 2023-24.

The New Mexico State Accountability System ([NM Vistas](#)) gives every public school in the state an overall score. NM Vistas scored schools according to the following designations:

<p><b>Spotlight:</b> Top 25% of schools, excluding schools with designations of CSI, Graduation Rate or TSI/ATSI</p>	<p><b>Traditional:</b> No other designation</p>	<p><b>TSI (Targeted Support and Improvement):</b> Multi-year low performing subgroup(s)</p>
		<p><b>ATSI (Additional Targeted Support and Improvement):</b> TSI in the lowest 5% of schools. Exit from ATSI status requires an increase in subgroup performance in both of the next 2 years.</p>
		<p><b>CSI (Comprehensive Support):</b> Lowest 5% of all schools; OR 3 years in ATSI; OR 3-year average of 4-Year Graduation rate is below 66.67%</p>
		<p><b>MRI (More Rigorous Intervention):</b> on CSI for 3 years</p>

**Note:** According to the May 20, 2024 NM Vistas revision, the highest **overall** designation a school may receive is “Spotlight,” however, an additional designation/distinction of “Excellence” is assigned to schools scoring above the 90th percentile on specific indicators.

Refer to the [2023-24 Accountability Measures Overview](#) for a summary of indicators included in Vistas calculations. Further details and criteria for each designation are provided in the *Accountability Technical Manual* linked to the [NM Vistas](#) web page.

For the school year 2023-24, **Walatowa High Charter School** received a designation of **Spotlight**.

**Proficiency**

**Note:** due to population size, proficiency rates in math, reading, and science are **masked** for Walatowa High Charter School, per NM Vistas: [NM Vistas | Walatowa Charter High](#)

## Growth

**Definition per NM Vistas:** median growth of students (Student Growth Percentile, or SGP) in math or reading compared to their peers who had similar scores on previous tests. Percentile ranges from 34-66 represent about a year's growth typical for the academic peer group. Growth is not available for high school students as data is limited to 11th grade SAT and Assessment of Science Readiness (ASR).

## English Learner Progress (ELP):

English Learner Progress measures the percentage of students currently identified for EL services who are on track toward achieving English language proficiency (an ACCESS score of 4.7 or higher) within five years as measured by the ACCESS English language development assessment. (NMVistas.org)

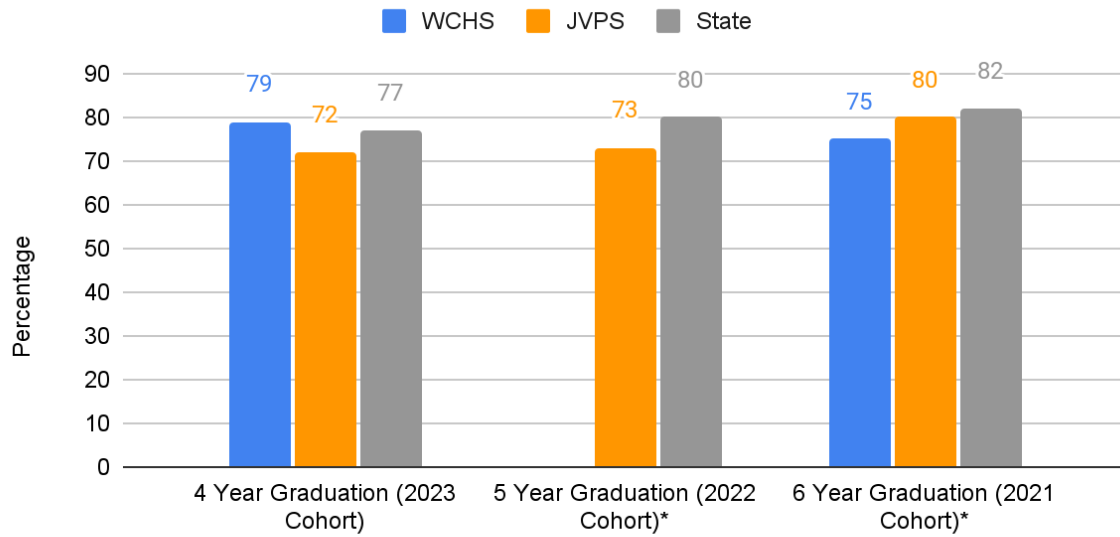
<b>WHCS ELP: ≤20%</b>	<b>JVPS ELP: 10.7%</b>	<b>State ELP: 17.5%</b>
-----------------------	------------------------	-------------------------

Source: NMVistas.org

## High School Graduation

Data refer to prior year cohorts, with the most recent 4-year graduation data available for the **2023** graduation cohort, 5-year data for the **2022** cohort, and 6-year data for the **2021** cohort. The 4-year, 5-year, and 6-year graduation rates for these years are provided with comparative data for the state and district. The 4-year rate is then disaggregated by ethnicity and student group.

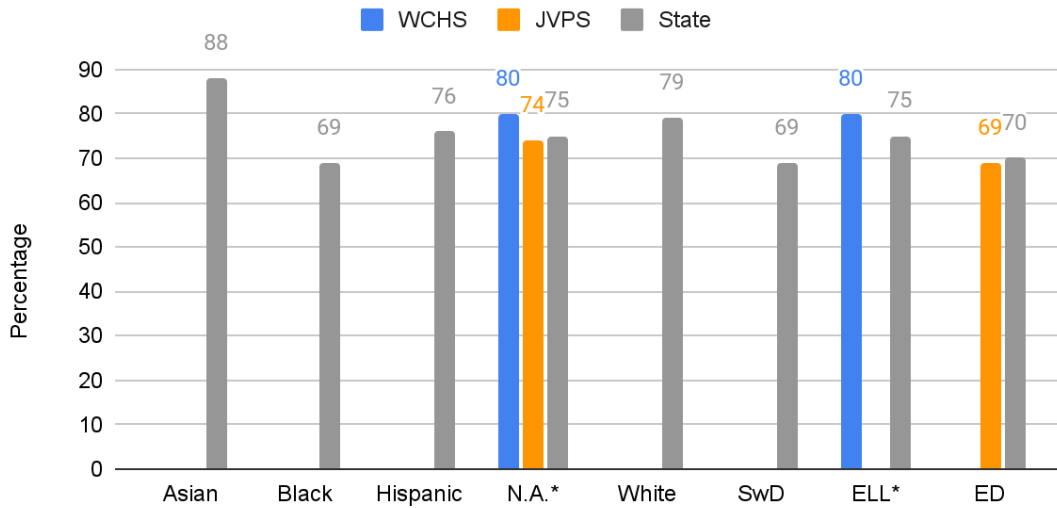
## High School Graduation



Source: NMVistas.org

**\*Note:** the school's 5-year graduation rates are masked, and the district's 6-year graduation rates are partially masked,  $\geq 80\%$ .

## 4-Year Graduation by Subgroup



Source: NMVistas.org

**Note:** groups are masked due to population size, and/or some groups are not represented in the school or district.

**\*Note:** The school's Native American and English language learner populations are partially masked,  $\geq 80\%$  graduation rates.

### Mission-Specific Goals

**Goal 1:** Mission-Specific Indicator: SAT: Cohort 1

For SY 2022-2027, WHCS Full Academic Year (FAY) Students will track and improve in Reading and Math Proficiency rates for two distinct cohorts until graduation as measured by the SAT test which will be administered two times during each school year.

- Cohort 1: Juniors who began their 9th-grade year enrolled at the school and attended the school each of the following years.

College Board 2021 SAT Results show that American Indian & Alaskan Natives residing in NM had an average score of 887 on the SAT.

Performance Level	Target	Points
Exceeds Standard	90% of Juniors in Cohort 1 will receive a SAT score of 887 or higher.	100
Meets Standard	89-80% of Juniors in Cohort 1 will receive a SAT score of 887 or higher.	75
Does Not Meet Standard	79-70% of Juniors in Cohort 1 students will receive a SAT score of 887 or higher.	25
Falls Far Below	69% or less of Juniors in Cohort 1 students will receive a SAT score of 887 or higher.	0

**Goal 1 Rating: 40% attained- Falls Far Below- 0 pts.**

**Goal 2: Mission-Specific Indicator: SAT: Cohort 2**

For SY 2022-2027, WHCS Full Academic Year (FAY) Students will track and improve in Reading and Math Proficiency rates for two distinct cohorts until graduation as measured by the SAT test which will be administered two times during each school year.

- Cohort 2: Students who enrolled in the school after freshman year and have attended the school for a full year from the date of enrollment.

College Board 2021 SAT Results show that American Indian & Alaskan Natives residing in NM had an average score of 887 on the SAT.

Performance Level	Target	Points
Exceeds Standard	By graduation, 85% or more of Cohort 2 students will receive a SAT score of 887 or higher OR will have at least a 5% score increase between the results from the SAT test administered in the fall and the SAT test administered in the spring.	100
Meets Standard	By graduation, 70 - 84% of Cohort 2 students will receive a SAT score of 887 or higher OR will have a 5% score increase between the results from the SAT test administered in the fall and the SAT test administered in the spring.	75
Does Not Meet Standard	By graduation, 60 - 69% of Cohort 2 students will receive a SAT score of 887 or higher OR will have a 5% score increase between the results from the SAT test administered in the fall and the SAT test administered in the spring.	25
Falls Far Below	By graduation, 59% or less of Cohort 2 students will receive a SAT score of 887 or higher OR will have a 5% score increase between the results from the SAT test administered in the fall and the SAT test administered in the spring.	0

**Goal 2 Rating: 40% attained- Falls far Below- 0 pts.**

**Goal 3: Mission-Specific Indicator: Accuplacer: Cohort 1**

For SY 2022-2027, WHCS Full Academic Year (FAY), students, who have been enrolled at WHCS since the beginning of their 9th grade year (Cohort 1), will earn a Score of 241 or higher on Accuplacer NG-Reading during the fall of their senior year. (See link below regarding 241.)

- Cohort 1: Seniors who attended WHCS from 9-12 (enrolled at WHCS on the 40th day their senior year)

Performance Level	Target	Points
Exceeds Standard	Accuplacer NG-Reading Score of $\geq$ 241 By the fall of senior year, 90% or more of Cohort 1 students will receive an Accuplacer NG-Reading Score of $\geq$ 241 or greater.	100
Meets Standard	Accuplacer NG-Reading Score of $\geq$ 241 By the fall of senior year, 80% - 89% of Cohort 1 students will receive an Accuplacer NG-Reading Score of $\geq$ 241.	75
Does Not Meet Standard	Accuplacer NG-Reading Score of $\geq$ 241 By the fall of senior year, 70% - 79% of Cohort 1 students will receive an Accuplacer NG-Reading Score of $\geq$ 241.	25
Falls Far Below	Accuplacer NG-Reading Score of $\geq$ 241 By the fall of senior year, 69% or less of Cohort 1 receive an Accuplacer NG-Reading Score of $\geq$ 241.	0

**Goal 3 Rating: 85.71 attained%- Meets Standard- 75 pts.**

**Goal 4: Mission-Specific Indicator: Accuplacer: Cohort 2**

For SY 2022-2027, WHCS Full Academic Year (FAY) students, (Cohort 2), will earn a score of 241 or higher on Accuplacer NG-Reading OR they will increase their score from the year before by 5% during the fall of their senior year.

- Cohort 2: Seniors who enrolled in the school after freshman year and have attended the school for a full year from the date of enrollment.

Performance Level	Target	Points
Exceeds Standard	Accuplacer NG-Reading Score of $\geq$ 241 In the fall of their senior year, 85% or more of Cohort 2 students will receive an Accuplacer NG-Reading Score of $\geq$ 241 OR if it is less than 85%, there is an 5% score increase from the Accuplacer NG-Reading test administered in the year before and Accuplacer NG-Reading the test administered in their senior year.	100
Meets Standard	Accuplacer NG-Reading Score of $\geq$ 241 In the fall of their senior year, 70-84% of Cohort 2 students will receive an Accuplacer NG-Reading Score of $\geq$ 241 OR if it is less than 70%, there is an 5% score increase from the Accuplacer NG-Reading test administered the year before and Accuplacer NG-Reading the test administered in their senior year.	75



Does Not Meet Standard	Accuplacer NG-Reading Score of $\geq$ 241 In the fall of their senior year, 60% - 69% of Cohort 2 students will receive an Accuplacer NG-Reading Score of $\geq$ 241 OR if it is less than 60%, there is an 5% score increase from the Accuplacer NG-Reading test administered the year before and the Accuplacer NG- Reading the test administered in their senior year.	25
Falls Far Below	Accuplacer NG-Reading Score of $\geq$ 241 In the fall of their senior year, 59% or less of Cohort 2 students fail to meet any of the standards set forth above.	0

**Goal 4 Rating:** 80% attained- **Meets Standard- 75 pts**

## Organizational and Financial Performance Framework

**2023-24 Overall Rating: Meets Standard**

Pursuant to the [PEC Performance Framework and Accountability System](#), schools receive ratings of **Meets Standard**, **Working to Meet Standard**, or **Does Not Meet Standard** for individual indicators in the framework. Explanations for any rating other than Meets Standard are provided below.

The school also receives an overall rating of either **Meets Standard** or **Does Not Meet Standard** for the year. If a school receives a **Does Not Meet Standard** rating for three or more indicators, it will receive an overall rating of **Does Not Meet Standard**.

If a school receives a **Does Not Meet Standard** rating, on any indicator, the CSD and PEC may conduct a closer review the following year on that indicator, and/or the PEC may require the school to submit a corrective action plan in order to specify actions and a timeline to correct the performance deficiency.

A school may receive a **Working to Meet Standard** rating on multiple indicators and still receive an overall rating of **Meets Standard**. If a school receives this rating across multiple years, the CSD and PEC may conduct a closer review the following year on that indicator, and the school will need to address the issue in its renewal application at the end of its charter term.

### Multi-year Performance Framework Ratings

<b>Walatowa High Charter School</b>	<b>2022-23</b>	<b>2023-24</b>
<b>Organizational and Financial Performance Ratings</b>		
1a Mission and Educational Program	Meets Standard	Meets Standard
1b State Assessment Requirements	Does Not Meet Standard	Unable to Rate
1c Rights of Students with Disabilities	Working to Meet Standard	Working to Meet Standard
1d Rights of English Learners	Meets Standard	Meets Standard
1e Meeting Program Requirements	Meets Standard	Meets Standard
1f NM DASH Plan	N/A	N/A
2a Governance Requirements	Meets Standard	Meets Standard
2b Nepotism, Conflict of Interest	Meets Standard	Meets Standard
2c Reporting Requirements	Does Not Meet Standard	Meets Standard
3a Rights of All Students	Working to Meet Standard	Meets Standard
3b Attendance and Retention	Meets Standard	Meets Standard
3c Staff Credentialing	Meets Standard	Meets Standard
3d Employee Rights	Meets Standard	Meets Standard
3e Background Checks, Ethics	Meets Standard	Meets Standard
4a Facilities	Meets Standard	Meets Standard
4b Transportation	Meets Standard	N/A
4c Health and Safety	Meets Standard	Meets Standard
4d Handling Information	Meets Standard	Meets Standard
4e Information accessible to the public	Meets Standard	Working to Meet Standard
4f School climate	Meets Standard	Meets Standard
5a Financial Reporting and Compliance	Does Not Meet Standard	Meets Standard
5b Accounting Principles	Does Not Meet Standard	Does Not Meet Standard
5c Responsive to Audit Findings	Working to Meet Standard	Working to Meet Standard
5d Managing Grant Funds	Meets Standard	Meets Standard
5e Staffing for Fiscal Management	Meets Standard	Does Not Meet Standard
5f Internal Controls	Meets Standard	Meets Standard

### Explanation of 2023-24 Indicator Ratings

- 1.b. For the 2023-24 assessment participation rates for both math and reading were masked and CSD is unable to rate.
- 1.c. SPED CAP in place to correct. (As of October 19, 2024, the school received a Closure of Corrective Action Plan (CAP) Letter. This does not affect the 2023-24 rating as it was after the school year was over, but it may help future PF ratings.)
- 4.e. Governance meeting information not up-to-date.
- 5.b. (2) material weakness (1) repeat.
- 5.c. 1 Repeat finding.
- 5.e. CSD was not able to locate updated CPO license in the [New Mexico Chief Procurement Officer List](#).

**Site Visit Attendees**

April 30, 2024

**CSD Team:** Cheryl Rowe (lead), Lucy Valenzuela and Daniela Romero (Title I)

**School Leadership:** Dr. Arrow Wilkinson (head administrator), Christina Commander, Mary Warren, Valerie Shaw, Troy Meek, Aaron Cajero and Mr. Tren

**Governing Board:** Ken Sando



STATE OF NEW MEXICO  
PUBLIC EDUCATION COMMISSION  
300 DON GASPAR  
SANTA FE, NEW MEXICO 87501-2786  
Telephone (505) 827-6661  
[www.ped.state.nm.us](http://www.ped.state.nm.us)

PATRICIA GIPSON, CHAIR  
PUBLIC EDUCATION COMMISSION

Patricia Gipson, Chair  
District 7, Las Cruces

Steven J. Carrillo, Vice Chair  
District 10, Santa Fe

Timothy E. Beck, Secretary  
District 2, Albuquerque

Melissa Armijo, Member  
District 1, Albuquerque

Rebekka Burt, Member  
District 4, Rio Rancho

Alan Brauer, Member  
District 3, Albuquerque

Sharon Clahchischillage, Member  
District 5, Aztec

Stewart Ingham, Member  
District 6, Deming

Michael M. Taylor, Member  
District 8, Roswell

K.T. Manis, Member  
District 9, Hobbs

January 25, 2025

Arrow Wilkinson  
Kenneth Sando  
Walatowa High Charter School  
[awilkinson@walatowahcs.org](mailto:awilkinson@walatowahcs.org)  
[kennethsando@walatowahcs.org](mailto:kennethsando@walatowahcs.org)

Dear Mr. Wilkinson and Mr. Sando:

Thank you for all of your hard work to support children in New Mexico. As you know, the Charter School Division (CSD) has completed its annual report for SY 2023-2024 for your school and presented this report along with your responses to the Public Education Commission (PEC) at its January 2025 meeting.

1. Notice of Satisfactory Performance. As outlined in New Mexico rule NMAC 6.2.9.12 and 13<sup>26</sup>, the PEC has accepted this annual report. Further, as set out in the rule, the PEC asked me to provide you with notice that the PEC has issued an overall annual report notice of satisfactory performance. In addition, the school made strong academic progress and improved areas of concern from last year. Thank you for this strong work.

2. Uncorrected unsatisfactory performance. The following uncorrected unsatisfactory performance has been identified

- “falls far below” criteria on School specific goal 1;
- the “falls far below” criteria on school specific goal 2; and
- 5. b. Accounting Principles concerns on page 11 of the annual report.

<sup>26</sup> <https://www.srca.nm.gov/parts/title06/06.002.0009.html>

The school will be placed on the PEC agenda for February to discuss how you will remedy the uncorrected unsatisfactory performance, and the PEC may take action under the intervention ladder.

3. New areas of unsatisfactory performance. The PEC identified the following new unsatisfactory performance

-5.e Staffing for Fiscal Management.

The unsatisfactory performance should be corrected by the next annual report. You will work with your staff and board and report your progress to the CSD through the annual site visit and report process to show your progress. If you are successful in improving the performance, CSD will report that in the next annual report, and the concerns will be identified as corrected. If you are not successful (which we hope will not be the case), the school may receive a notice of uncorrected unsatisfactory performance next year which could impact the ultimate renewal of the school.

The contract and all annual reports for the school are located here: <https://webnew.ped.state.nm.us/bureaus/public-education-commission/charter-school-contracts/> The SY 2023-2024 annual report and this letter will be made a part of the record of performance of the school. Please feel free to reach out to CSD or me with any questions. On behalf of the Commission, I thank you for your efforts.

Sincerely,

*/s/ Patricia Gipson*

Chair, Public Education Commission  
District 7