



STATE OF NEW MEXICO  
PUBLIC EDUCATION DEPARTMENT  
300 DON GASPAR  
SANTA FE, NEW MEXICO 87501-2786  
Telephone (505) 827-5800  
[www.ped.state.nm.us](http://www.ped.state.nm.us)

MARIANA D. PADILLA  
SECRETARY DESIGNATE OF PUBLIC EDUCATION

MICHELLE LUJAN GRISHAM  
GOVERNOR

**Charter Schools Division  
2023-24 Annual Report  
Revised December 20, 2024**

**School Name:** McCurdy Charter School

**School Address:** 515 Calle Arbolera Española, NM 87532

**Head Administrator:** Sarah Tario

**Governing Board Chair:** Chris Martinez

**Business Manager:** Deanna Mooney

**Authorized Grade Levels:** K-12

**Grade Levels Served:** K-12

**Authorized Enrollment Cap:** 584

**2023-24 Enrollment:** 548 (NMVistas.org: Enrollment Count from Avg. of 80 & 120 day Active Students Report)

**Contract Term:** 2022-2027

**CAPs or Conditions:** Financial Renewal Conditions: February 2024– PEC found that the school is making progress toward the condition and should continue to report annually on the condition.

**Notice from 2022-23 Annual Report:** Satisfactory performance

**Unsatisfactory** terms that need to be addressed from 2022-23 Annual Report: the PEC has identified two areas of unsatisfactory performance related to negative growth for students in math and for the student subgroups as listed on pages 6-7 of the annual report; and “Working to Meet” performance on all Mission Specific goals.

**Progress from 2022-23 Notice to 2023-24:**

- Math growth: NM Vistas changed the business rules for computing growth from 2022-23 to 2023-24, so comparative growth cannot be obtained. However, the school’s math growth

percentile in 2023-24 was 55th percentile; percentile ranges from 34-66 represent about a year's growth typical for the academic peer group.

- “Working to Meet” performance on all Mission Specific goals: in 2023-24, the school earned Working to Meet on Goals 1 & 2, and Meets on Goal 3.

**Waivers:** none

**Mission:** The mission of the McCurdy Charter School (MCS) is to provide a safe learning environment for the students of Northern New Mexico: an environment that recognizes that education is rooted in academic excellence and achievement, character development and awareness, and community engagement and leadership.

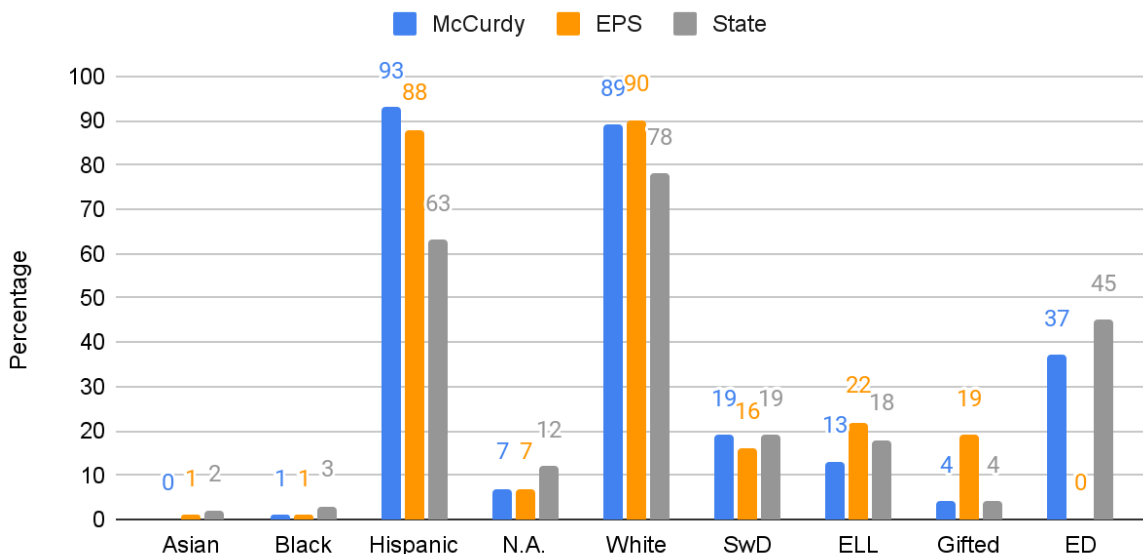
**Educational Program:**

- i. The McCurdy Charter School educational philosophy integrates academic, character and community elements through the Core Knowledge curriculum in grades K-5 and inquiry-based learning, including the Paideia methodology of Socratic discussion in grades 6-12, both of which are aligned with New Mexico Common Core State Standards.
- ii. All students will participate in a designated character development, anti-bullying, and social-emotional learning curriculum on a monthly basis, at a minimum.
- iii. Students in every grade level participate in ongoing service learning at the classroom, school (elementary and secondary), and charter levels which is focused on improving the school and local community. All graduating seniors will have successfully completed a one credit hour service learning course.
- iv. The school will offer co-curricular activities, including athletics through the New Mexico Activities Association.
- v. The school implements a family engagement program to encourage family participation in the school community.

## Demographics as reported in Nova 2023-24 (120-Day)

Note. Students are identified as Hispanic independently of their race.

### Enrollment by Subgroup (120D) 2023-24



Source: Nova Enrollment Subgroup Percentages with Averages

## Academic Performance

| Academic Performance Framework Indicators                           | 2022-23 Score (100 points possible) | 2023-24 Score (100 points possible) |
|---|-------------------------------------|-------------------------------------|
| 1: State Accountability System: NMVistas Overall Score              | <b>Traditional<br/>57.5</b>         | <b>Traditional<br/>60.4*</b>        |
| 2: Subgroup performance: high, middle, and low-performing quartiles | unavailable                         | unavailable                         |
| 3: School-specific Goals: if two goals, average of points on each   | <b>25</b>                           | <b>41.67</b>                        |
| <b>Overall Academic Score: average of indicators 1 and 3</b>        | <b>41.25</b>                        | <b>51</b>                           |

\*Note: Per NM Vistas, point totals from SY22-23 and SY23-24 cannot be compared due to changes in business rules. For more information about point differentials, refer to: [2022-23 Accountability Measures Overview](#) and [2023-24 Accountability Measures Overview.pdf - Google Drive](#)

**State Accountability System:**

State and federal statute mandates accountability for all public schools. This section provides a snapshot of the school’s academic performance according to data collected by the Public Education Department (PED) for the school years 2021-22, 2022-23, and 2023-24.

The New Mexico State Accountability System ([NM Vistas](#)) gives every public school in the state an overall score. NM Vistas scored schools according to the following designations:

|  |   |  |
|--|---|--|
| <p><b>Spotlight:</b><br/>Top 25% of schools, excluding schools with designations of CSI, Graduation Rate or TSI/ATSI</p> | <p><b>Traditional:</b><br/>No other designation</p> | <p><b>TSI (Targeted Support and Improvement):</b><br/>Multi-year low performing subgroup(s)</p>  |
|  |   | <p><b>ATSI (Additional Targeted Support and Improvement):</b><br/>TSI in the lowest 5% of schools. Exit from ATSI status requires an increase in subgroup performance in both of the next 2 years.</p> |
|  |   | <p><b>CSI (Comprehensive Support):</b><br/>Lowest 5% of all schools; OR 3 years in ATSI; OR 3-year average of 4-Year Graduation rate is below 66.67%</p>   |
|  |   | <p><b>MRI (More Rigorous Intervention):</b> on CSI for 3 years</p>   |

**Note:** According to the May 20, 2024 NM Vistas revision, the highest **overall** designation a school may receive is “Spotlight,” however, an additional designation/distinction of “Excellence” is assigned to schools scoring above the 90th percentile on specific indicators.

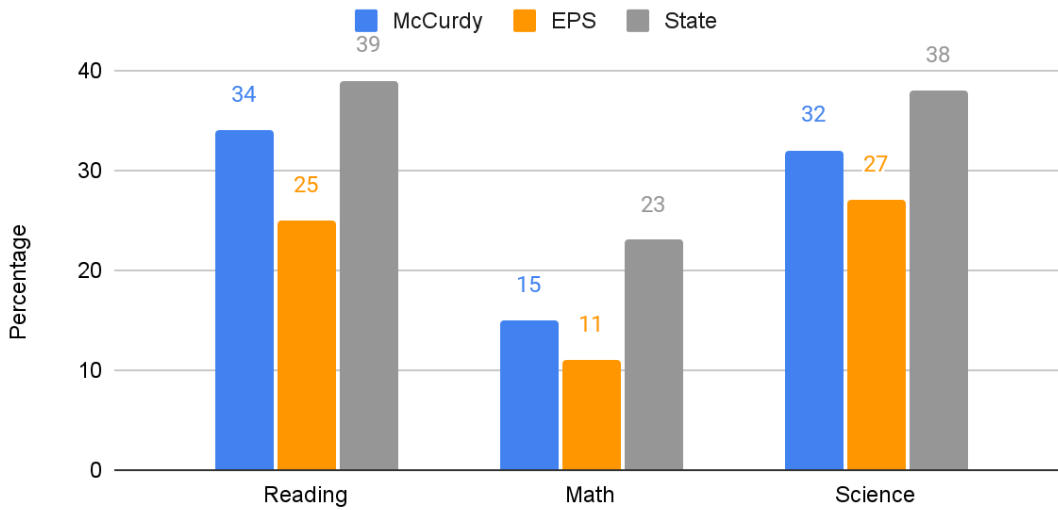
Refer to the [2023-24 Accountability Measures Overview](#) for a summary of indicators included in Vistas calculations. Further details and criteria for each designation are provided in the *Accountability Technical Manual* linked to the [NM Vistas](#) web page.

For the school year 2023-24, **McCurdy Charter School** received a designation of **Traditional**.

**Proficiency**

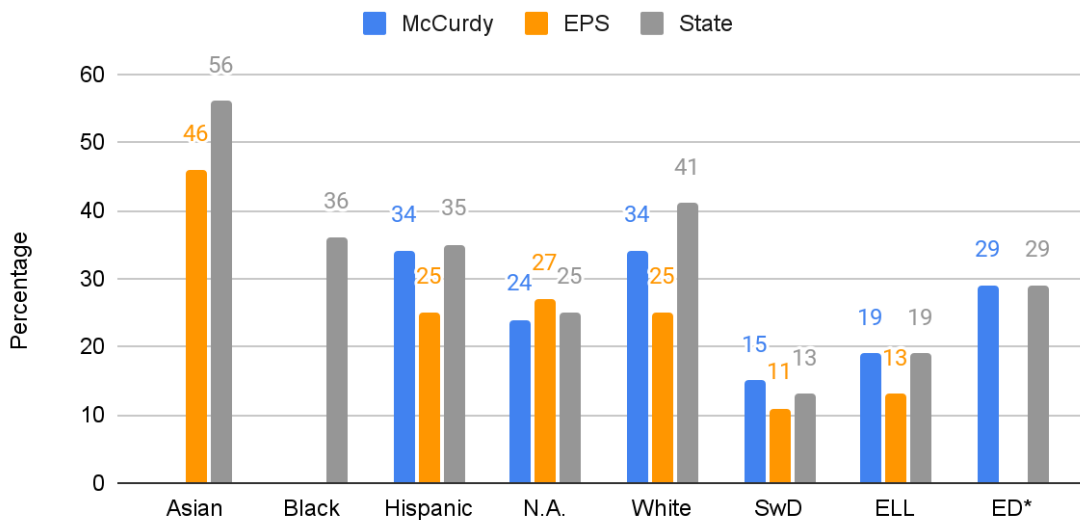
Because science is assessed only in grades 5, 8, and 11, schools that do not serve these grades do not have science proficiency data.

## Percent of Students Proficient in Core Subjects 2023-24



Source: NMVistas.org

## Percent Proficient in Reading by Subgroup 2023-24

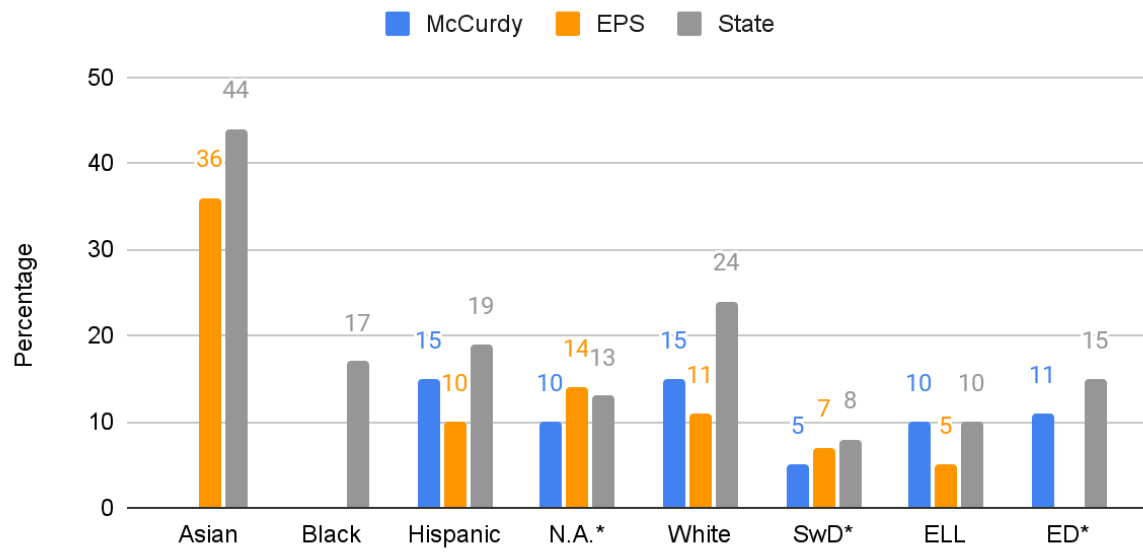


Source: NMVistas.org

**Note:** groups are masked due to population size, and/or some groups are not represented in the school or district.

**\*Note:** The district's economically disadvantaged population is masked; this may be an error in data reporting.

## Percent Proficient in Math by Subgroup 2023-24

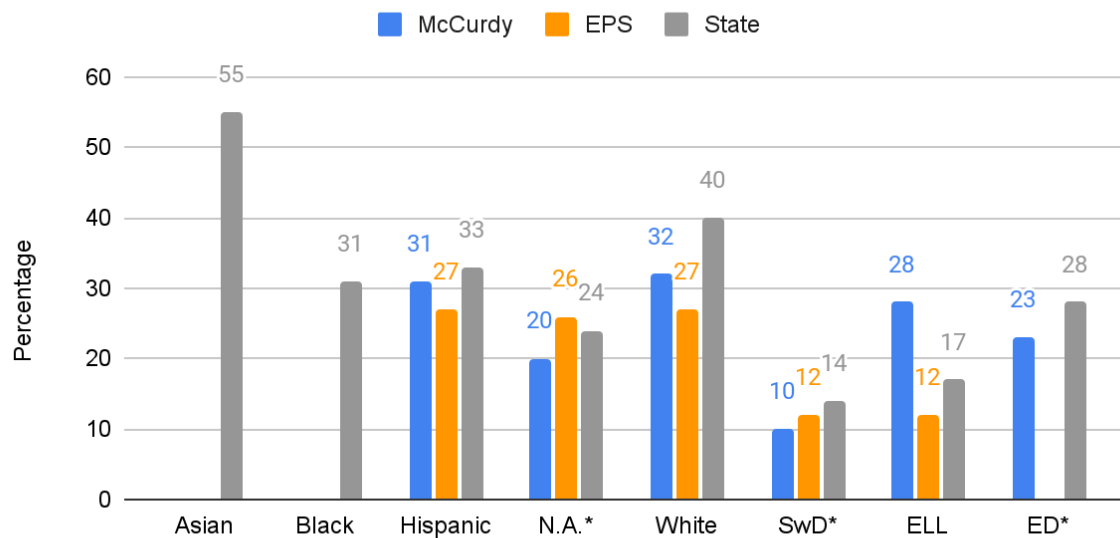


Source: NMVistas.org

**Note:** groups are masked due to population size, and/or some groups are not represented in the school or district.

**\*Note:** The school's Native American population is partially masked,  $\leq 10\%$ , and students with disabilities,  $\leq 5\%$ , in math. The district's economically disadvantaged population is masked.

## Percent Proficient in Science by Subgroup 2023-24



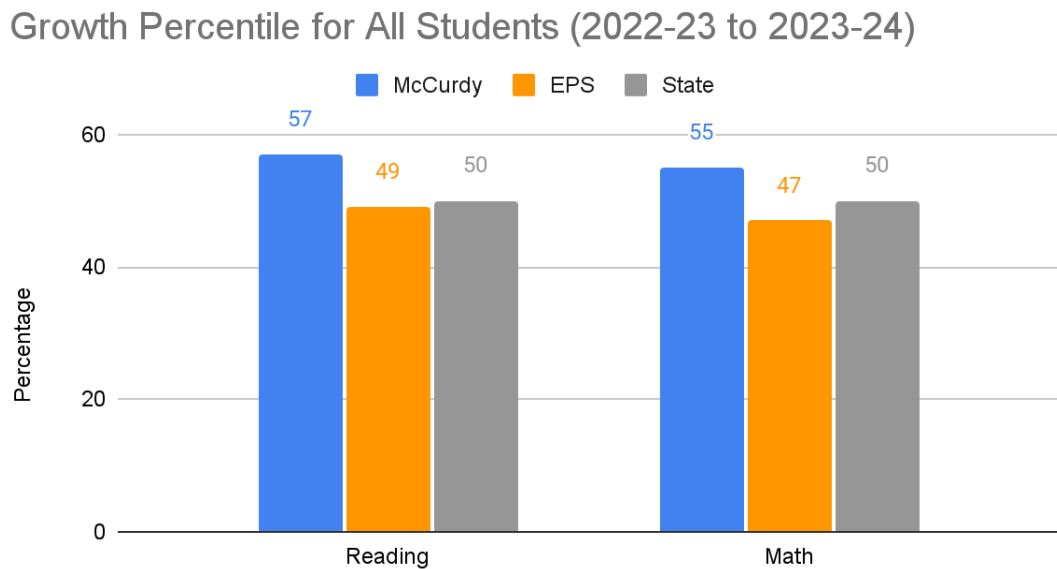
Source: NMVistas.org

**Note:** groups are masked due to population size, and/or some groups are not represented in the school or district.

**\*Note:** The school’s Native American population is partially masked, ≤20%, and students with disabilities, ≤10%, in science. The district’s economically disadvantaged population is masked.

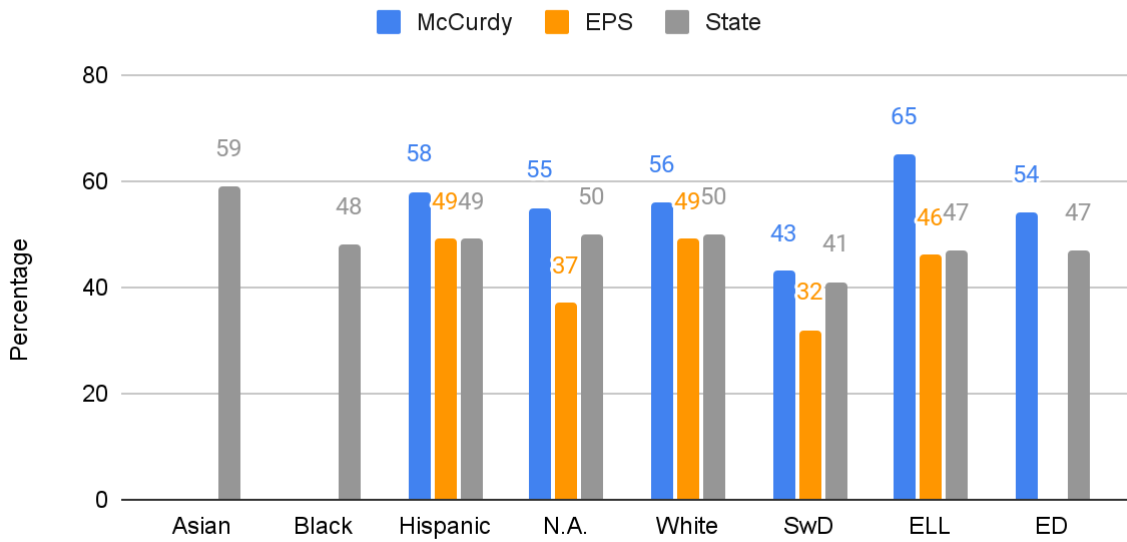
### Growth

**Definition per NM Vistas:** median growth of students (Student Growth Percentile, or SGP) in math or reading compared to their peers who had similar scores on previous tests. Percentile ranges from 34-66 represent about a year's growth typical for the academic peer group. Growth is not available for high school students as data is limited to 11th grade SAT and Assessment of Science Readiness (ASR).



Source: NMVistas.org

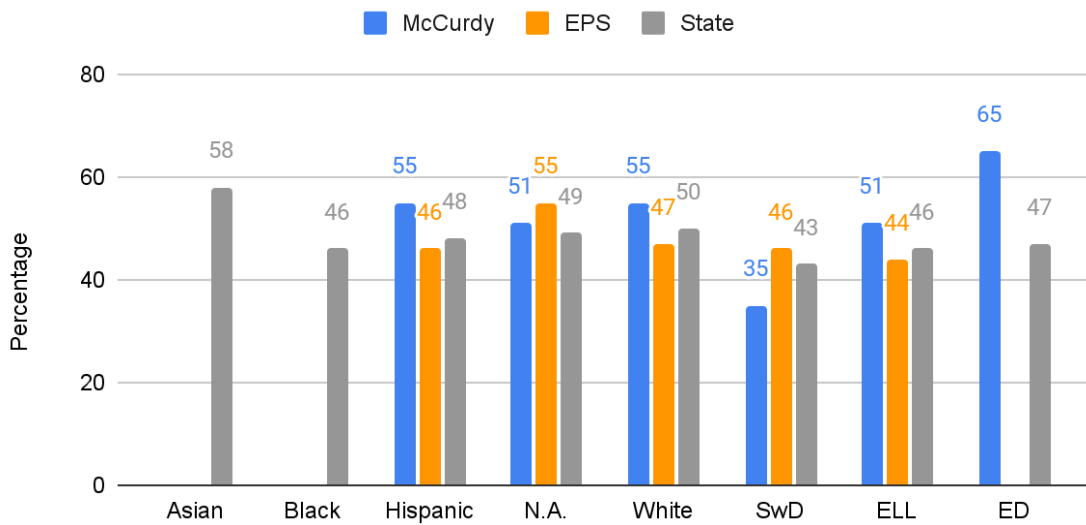
## Reading Growth Percentile by Subgroup (2022-23 to 2023-24)



Source: NMVistas.org

**Note:** groups are masked due to population size.

## Math Growth Percentile by Subgroup (2022-23 to 2023-24)



Source: NMVistas.org

**Note:** groups are masked due to population size.



## English Learner Progress (ELP):

English Learner Progress measures the percentage of students currently identified for EL services who are on track toward achieving English language proficiency (an ACCESS score of 4.7 or higher) within five years as measured by the ACCESS English language development assessment. (NMVistas.org)

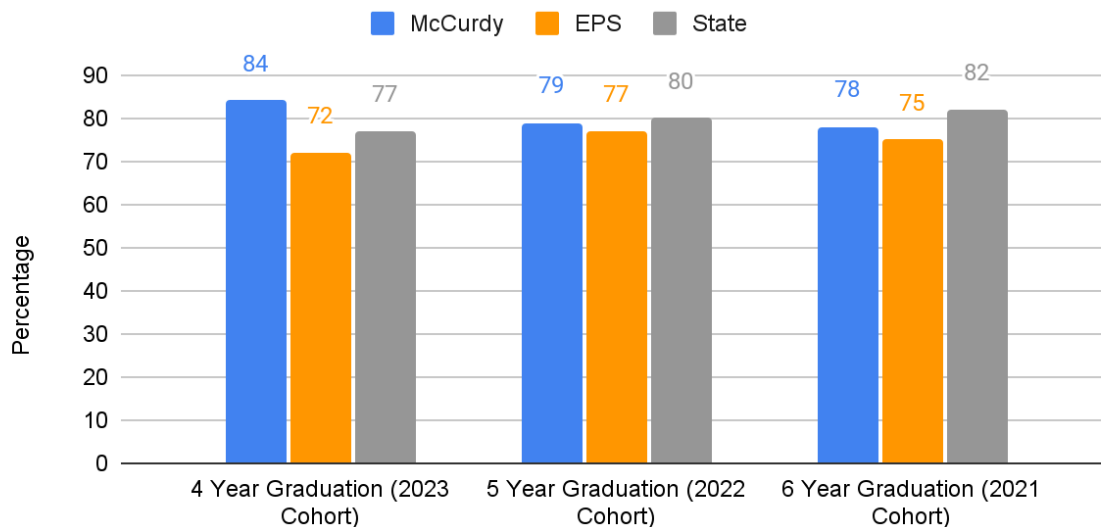
|                   |                |                  |
|-------------------|----------------|------------------|
| McCurdy ELP: 9.5% | EPS ELP: 12.2% | State ELP: 17.5% |
|-------------------|----------------|------------------|

Source: NMVistas.org

## High School Graduation

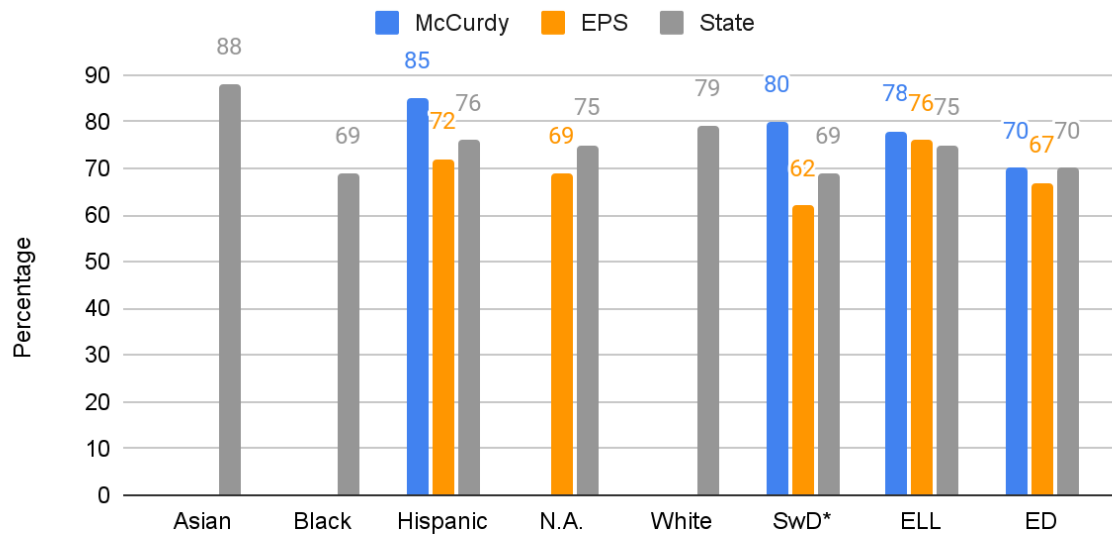
Data refer to prior year cohorts, with the most recent 4-year graduation data available for the **2023** graduation cohort, 5-year data for the **2022** cohort, and 6-year data for the **2021** cohort. The 4-year, 5-year, and 6-year graduation rates for these years are provided with comparative data for the state and district. The 4-year rate is then disaggregated by ethnicity and student group.

### High School Graduation



Source: NMVistas.org

## 4-Year Graduation by Subgroup



Source: NMVistas.org

**Note:** groups are masked due to population size.

**\*Note:** the school's students with disabilities population is partially masked,  $\geq 80\%$  graduation rate.

### Mission-Specific Goals

**Goal 1:** Galileo achievement levels are as follows:

Intervene - Level 1

Monitor - Level 2

Support - Level 3 (passing)

Enrich - Level 4 (passing)

*Academic Achievement & Excellence- ELA*

| Performance Level        | Target   | Points |
|--------------------------|--|--------|
| Exceeds Standard         | 85% or more of students in grades 3-12 at McCurdy Charter School that were enrolled during the full annual Galileo test administration cycle will achieve an ELA "passing" score (Support - level 3, or Enrich- level 4) OR, if below passing, will increase their achievement level by at least one level between the Beginning of Year (BOY) and End of Year (EOY) assessment. | 100    |
| Meets Standard           | 60-84% of students in grades 3-12 at McCurdy Charter School that were enrolled during the full annual Galileo test administration cycle will achieve an ELA "passing" score (Support - level 3, or Enrich- level 4) OR, if below passing, will increase their achievement level by at least one level between the Beginning of Year (BOY) and End of Year (EOY) assessment.      | 75     |
| Working to Meet Standard | 40-59% of students in grades 3-12 at McCurdy Charter School that were enrolled during the full annual Galileo test administration cycle will achieve an ELA "passing" score (Support - level 3, or Enrich- level 4) OR, if below passing, will increase their achievement level by at least one level between the Beginning of Year (BOY) and End of Year (EOY) assessment.      | 25     |
| Does Not Meet Standard   | 0-39% of students in grades 3-12 at McCurdy Charter School that were enrolled during the full annual Galileo test administration cycle will achieve an ELA "passing" score (Support - level 3, or Enrich- level 4) OR, if below  | 0      |

|  |  |  |
|--|--|--|
|  | passing, will increase their achievement level by at least one level between the Beginning of Year (BOY) and End of Year (EOY) assessment. |  |
|--|--|--|

**Goal 1 Rating: Working to Meet Standard** 46.97% achieved a passing score and 9.09% did not pass but moved up at least one level for a total of **56.06%-- 25 points**

**Goal 2: Academic Achievement & Excellence – Math**

| Performance Level        | Target   | Points |
|--------------------------|--|--------|
| Exceeds Standard         | 85% or more of students in grades 3-12 at McCurdy Charter School that were enrolled during the full annual Galileo test administration cycle will achieve a math "passing" score (Support - level 3, or Enrich- level 4) OR, if below passing, will increase their achievement level by at least one level between the Beginning of Year (BOY) and End of Year (EOY) assessment. | 100    |
| Meets Standard           | 60-84%- of students in grades 3-12 at McCurdy Charter School that were enrolled during the full annual Galileo test administration cycle will achieve a math "passing" score (Support - level 3, or Enrich- level 4) OR, if below passing, will increase their achievement level by at least one level between the Beginning of Year (BOY) and End of Year (EOY) assessment.     | 75     |
| Working to Meet Standard | 40-59%- of students in grades 3-12 at McCurdy Charter School that were enrolled during the full annual Galileo test administration cycle will achieve a math "passing" score (Support - level 3, or Enrich- level 4) OR, if below passing, will increase their achievement level by at least one level between the Beginning of Year (BOY) and End of Year (EOY) assessment.     | 25     |
| Does Not Meet Standard   | 0-39% of students in grades 3-12 at McCurdy Charter School that were enrolled during the full annual Galileo test administration cycle will achieve a math "passing" score (Support - level 3, or Enrich- level 4) OR, if below passing, will increase their achievement level by at least one level between the Beginning of Year (BOY) and End of Year (EOY) assessment.       | 0      |

**Goal 2 Rating: Working to Meet Standard** 49.47% achieved a passing score and 7.41% did not pass but moved up at least one level for a total of **56.88%-- 25 points**

**Goal 3: Service Learning and Community Engagement**

| Performance Level        | Target  | Points |
|--------------------------|---|--------|
| Exceeds Standard         | 90% or more of students in grades K-12 at McCurdy Charter School will participate in a minimum of 2 class-wide, 1 school-wide (elementary or secondary), AND 1 charter-wide service project or community engagement activity per semester.  | 100    |
| Meets Standard           | 76% - 89% or more of students in grades K-12 at McCurdy Charter School will participate in a minimum of 1 class-wide and 1 school-wide (elementary or secondary) service project or community engagement activity per semester, AND 1 charter-wide service project or community engagement activity per year. | 75     |
| Working to Meet Standard | 51-75% of students in grades K-12 at McCurdy Charter School will participate in a minimum of 1 class-wide and 1 school-wide (elementary or secondary) service project or community engagement activity per semester, AND 1 charter-wide service project or community engagement activity per year.            | 25     |
| Does Not Meet Standard   | 50% or less of students in grades K-12 will participate in a minimum of 1 class-wide, 1 school-wide (elementary or secondary), OR 1 charter-wide  | 0      |

service project or community engagement activity per year.

**Goal 3 Rating: Meets the Standard 88.75%-- 75 points**

## Organizational and Financial Performance Framework

**2023-24 Overall Rating: Meets Standard**

Pursuant to the [PEC Performance Framework and Accountability System](#), schools receive ratings of **Meets Standard**, **Working to Meet Standard**, or **Does Not Meet Standard** for individual indicators in the framework. Explanations for any rating other than Meets Standard are provided below.

The school also receives an overall rating of either **Meets Standard** or **Does Not Meet Standard** for the year. If a school receives a **Does Not Meet Standard** rating for three or more indicators, it will receive an overall rating of **Does Not Meet Standard**.

If a school receives a **Does Not Meet Standard** rating, on any indicator, the CSD and PEC may conduct a closer review the following year on that indicator, and/or the PEC may require the school to submit a corrective action plan in order to specify actions and a timeline to correct the performance deficiency.

A school may receive a **Working to Meet Standard** rating on multiple indicators and still receive an overall rating of **Meets Standard**. If a school receives this rating across multiple years, the CSD and PEC may conduct a closer review the following year on that indicator, and the school will need to address the issue in its renewal application at the end of its charter term.

### Screenshot of Multi-year Performance Framework Ratings

| McCurdy Charter School                                  | 2022-23                  | 2023-24                  |
|---|--------------------------|--------------------------|
| <b>Organizational and Financial Performance Ratings</b> |                          |                          |
| 1a Mission and Educational Program                      | Meets Standard           | Meets Standard           |
| 1b State Assessment Requirements                        | Meets Standard           | Meets Standard           |
| 1c Rights of Students with Disabilities                 | Meets Standard           | Meets Standard           |
| 1d Rights of English Learners                           | Meets Standard           | Meets Standard           |
| 1e Meeting Program Requirements                         | Meets Standard           | Meets Standard           |
| 1f NM DASH Plan   | Meets Standard           | N/A                      |
| 2a Governance Requirements                              | Meets Standard           | Meets Standard           |
| 2b Nepotism, Conflict of Interest                       | Meets Standard           | Meets Standard           |
| 2c Reporting Requirements                               | Meets Standard           | Meets Standard           |
| 3a Rights of All Students                               | Meets Standard           | Meets Standard           |
| 3b Attendance and Retention                             | Working to Meet Standard | Working to Meet Standard |
| 3c Staff Credentialing                                  | Meets Standard           | Meets Standard           |
| 3d Employee Rights                                      | Meets Standard           | Meets Standard           |
| 3e Background Checks, Ethics                            | Meets Standard           | Meets Standard           |
| 4a Facilities   | Meets Standard           | Meets Standard           |
| 4b Transportation                                       | N/A                      | N/A                      |
| 4c Health and Safety                                    | Meets Standard           | Meets Standard           |
| 4d Handling Information                                 | Meets Standard           | Meets Standard           |
| 4e Information accessible to the public                 | Meets Standard           | Meets Standard           |
| 4f School climate                                       | Meets Standard           | Meets Standard           |
| 5a Financial Reporting and Compliance                   | Meets Standard           | Meets Standard           |
| 5b Accounting Principles                                | Meets Standard           | Meets Standard           |
| 5c Responsive to Audit Findings                         | Meets Standard           | Meets Standard           |
| 5d Managing Grant Funds                                 | Working to Meet Standard | Meets Standard           |
| 5e Staffing for Fiscal Management                       | Meets Standard           | Meets Standard           |
| 5f Internal Controls                                    | Meets Standard           | Meets Standard           |

#### Explanation of 2023-24 Indicator Ratings

3.b. Attendance percentage rate is 93% (95% target), retention rate is 99% (80% target) and recurrent is 87% (70% target). After reviewing the school's Attendance Improvement Plan, the school has a plan to engage students and parents.

#### Site Visit Attendees

March 4, 2024

**CSD Team:** Cheryl Rowe (lead), Dr. Brigette Russell, Kelli Renken, Rachel Stofocik and Nicole O’Shea (Title I)

**School Leadership:** Sarah Tario (head administrator) and Bernadette French

**Governing Board:** Crystal Espinoza and Nancy O’Bryan

**McCurdy Charter School– Charter Renewal Plan for School Condition**

The McCurdy Charter School Executive Director and/or designee will submit evidence to the Charter Schools Division (CSD) staff by January 15 of each year of the 2022-2027 contract that the school is improving its fiscal processes and with goals towards reducing audit findings and repeat audit findings.

I certify that the following information is true and correct and am submitting this on or before January 15, 2025 for school year 2024 - 2025.



\_\_\_\_\_  
 McCurdy Charter School Executive Director or designee

12-6-2024

\_\_\_\_\_  
 Date

| Improvement Actions   | Date Completed | Notes on Progress (with date)   | Status  |
|---|----------------|---|---------|
| Meeting with the finance committee to review past audit findings, discuss potential root causes, and review improvement actions.<br><br>Follow up meeting with the audit committee to review improvement actions.<br><br>PERSONS RESPONSIBLE: Sarah Tarrio, Deanna Mooney, Nancy O’Bryan, |                | Regular updates continue to be provided leading up to audit at each finance committee meeting.<br><br>The 2022-23 audit had no repeat findings. There were two non-material findings. One had to do with a journal entry discrepancy and the other was related to responsiveness/timeliness of reports to the auditor. Both findings were addressed internally as part of continued efforts to improve. | Ongoing |

|   |  |   |           |
|---|--|---|-----------|
| Deborah Bennett Anderson  |  |   |           |
| <p>Review of school wide finance related training. Set dates for required staff training to be completed annually. At least one training to be scheduled for beginning of school year and included in onboarding for new staff. Training should address specifically cash handling and purchase requisition processes.</p> <p>PERSONS RESPONSIBLE: Sarah Tario, Deanna Mooney, Bernadette French, Alissa Trujillo</p> |  | <p>Employing within On-Boarding<br/>Information uploaded annually here: <a href="#">ON BOARDING FILES</a></p> <p>Cash handling training in FY24 is provided as needed to staff who will handle cash. All athletics activities and other extracurricular activities continue to be cash-less through Go Fan. This has significantly reduced the amount of cash handling on site.</p> | Ongoing   |
| <p>Review of cash handling procedures and recommendation for any updates. Recommendations forwarded to the finance committee for review and adoption. If policy changes are recommended, policy updates presented to the Governance Board for approval at a regular meeting</p> <p>PERSONS RESPONSIBLE: Sarah Tario, Deanna Mooney, Robin Martinez, Alissa Trujillo</p>   |  | <p>Information uploaded annually here: <a href="#">CASH HANDLING FOLDER</a></p> <p>Regular internal audit to take place spring of FY25.</p> <p>Regular annual audit for SY24 completed in fall of 2024 and will be released in spring of FY25.</p>  | Ongoing   |
| Training based on prior audit findings for business office, administrative staff,   |  | Training provided by Matt Bone and completed by D. Mooney.  | Completed |

|   |  |   |                                      |
|---|--|---|--------------------------------------|
| <p>and athletic department to be completed before end of fiscal year and annually thereafter.</p> <p>PERSONS RESPONSIBLE: Deanna Mooney, Sarah Tario, Jonathan Borrego</p>  |  | <p>Contracted for additional audit support in FY25.</p> <p>No training requirements were identified from FY23 audit.</p>  | <p>Ongoing</p>                       |
| <p>Development of staff onboarding training for business office procedures and HR. Training posted in staff Canvas along with other annual trainings.</p> <p>Review of HR files for consistency and verification that all required forms are included in file (e.g. contract, PAF, background check verification, etc)</p> <p>PERSONS RESPONSIBLE: Deanna Mooney, Sarah Tario, Jonathan Borrego</p> |  | <p>During spring 2025, Deanna Mooney and Sarah Tario will be working on development of structured onboarding that can be delivered online for new staff and returning staff, with a goal of implementation for FY 2026.</p> <p>An HR file review is planned for spring 2025. Additional reviews will be conducted before the teacher/staff last day on campus. If signatures are missing on forms they will be resolved then. Jonathan Borrego will review during the offer of re-employment and end of year check out.</p> | <p>Planned</p>                       |
| <p>Development/review of an annual calendar for review and implementation of processes for the business office including RfRs, HR file review, review of cash receipts, review of BARS, review of accounts payable. Annual calendar will include internal audit dates to review compliance and</p>  |  | <p>Development was completed and implemented in the 22-23 SY.</p>   | <p>Completed prior year; ongoing</p> |



|  |  |  |         |
|--|--|--|---------|
| retraining needs.<br><br>PERSONS RESPONSIBLE: Deanna Mooney, Sarah Tario   |  |  |         |
| Twice annual review of budget to ensure we have appropriate budget authority previous to end of fiscal year. Reviews scheduled with administrator and business manager in February (during budget development) and May. Annual calendar will include this review.<br><br>PERSONS RESPONSIBLE: Deanna Mooney, Sarah Tario |  | FY24 reviews complete in January and June/July.<br><br>First comprehensive review for FY25 with D. Mooney and S. Tario in January 2025<br><br>Follow up budget review will be completed in May | Ongoing |