



STATE OF NEW MEXICO  
PUBLIC EDUCATION DEPARTMENT  
300 DON GASPAR  
SANTA FE, NEW MEXICO 87501-2786  
Telephone (505) 827-5800  
[www.ped.state.nm.us](http://www.ped.state.nm.us)

ARSENIO ROMERO, Ph.D.  
SECRETARY OF EDUCATION

MICHELLE LUJAN GRISHAM  
GOVERNOR

**Charter Schools Division  
2022-23 Annual Report  
Revised June 14, 2024**

**School Name:** La Academia Dolores Huerta

**School Address:** 400 West Bell Avenue Las Cruces, NM 88005

**Head Administrator:** Sylvy Galvan de Lucero

**Governing Board Chair:** Adrian Gaytan

**Business Manager:** Justine Vigil

**Authorized Grade Levels:** 6-8

**Grade Levels Served:** 6-8

**Authorized Enrollment Cap:** 300

**2022-23 End of Year Enrollment:** 72

**Contract Term:** 2021-2026

**Waivers:** Subject Area: Bilingual Endorsement

**Mission:**

La Academia Dolores Huerta's mission is to provide a diverse bilingual educational program of the arts fostering the development of a strong social-cultural identity while achieving academic success.

**Educational Program:**

5.1.1 La Academia Dolores Huerta's educational approach to maximizing each student's language acquisition and fluency in English and Spanish is to provide a dual language approach utilizing empirically validated instructional frameworks and/or strategies.

5.1.2 All La Academia Dolores Huerta's students will participate in dual language and arts based classes.

5.1.3 All La Academia Dolores Huerta's students will participate in the approved Spanish Language Acquisition assessment.

5.1.4 All La Academia Dolores Huerta's core teachers will hold a bilingual endorsement/certification or TESOL endorsement/certification or will be required to enroll in an accredited program to obtain such certification or take the La Prueba test within two years.

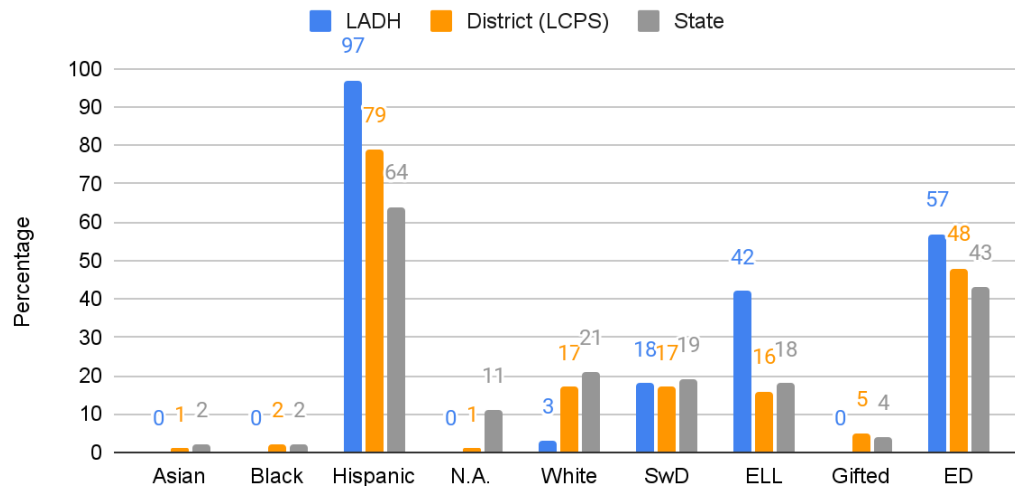
5.1.5. All La Academia Dolores Huerta's instructional staff will receive professional development in the areas of empirically validated dual language approaches and instructional frameworks/strategies, promoting cultural diversity, cross curricular arts based instruction and SEL.

5.1.6 All La Academia Dolores Huerta students will participate in community service projects, completing volunteer hours, as evidenced in student portfolios.

5.1.7 La Academia Dolores Huerta students will participate in a performance-based end of year cultural event.

**Demographics as reported in STARS 2022-23 End of Year (EOY)**

Enrollment by Subgroup EOY 2022-23



Source: STARS Enrollment Subgroup Percentages with Averages

## Academic Performance

Academic Performance Framework Indicators	2022-23 Score (100 points possible)
1: State Accountability System: NMVistas Overall Score	47.5
2: Subgroup performance: high, middle, and low-performing quartiles	unavailable
3: School-specific Goals: if two goals, average of points on each	50
<b>Overall Academic Score: average of indicators 1 and 3</b>	<b>48.75</b>

### State Accountability System:

State and federal statute mandates accountability for all public schools. This section provides a snapshot of the school’s academic performance according to data collected by the Public Education Department (PED) for the school years 2021-22, 2022-23, and 2023-24 (when available).

The New Mexico State Accountability System ([NM Vistas](#)) gives every public school in the state an overall score. NM Vistas scored schools according to the following designations:

<p><b>Spotlight:</b> Top 25% of schools, excluding schools with designations of CSI, Graduation Rate or TSI/ATSI</p>	<p><b>Traditional:</b> No other designation</p>	<p><b>TSI (Targeted Support and Improvement):</b> Multi-year low performing subgroup(s)</p>
		<p><b>ATSI (Additional Targeted Support and Improvement):</b> TSI in the lowest 5% of schools. Exit from ATSI status requires an increase in subgroup performance in both of the next 2 years.</p>
		<p><b>CSI (Comprehensive Support):</b> Lowest 5% of all schools; OR 3 years in ATSI; OR 3-year average of 4-Year Graduation rate is below 66.67%</p>
		<p><b>MRI (More Rigorous Intervention):</b> on CSI for 3 years</p>

**Note about 2022-23 NM Vistas Revision:** on May 20, 2024, the Accountability, Research, Evaluation, and Assessment (AREA) Division released new figures on NM Vistas for the school year 2022-23. The figures were recalculated because: 1) AREA received a high number of appeals from schools about their data; 2) the Vistas data and designations needed to align with the state’s *Consolidated State Plan* (CSP) that is sent to the U.S. Department of Education as part of the *State ESSA (Every Student Succeeds Act) Accountability Model*; 3) during the initial release of Vistas 2022-23 reports, a number of schools were

prematurely exited from designations of CSI and ATSI. Those schools are on a three-year cycle, some of which started in 2018-19. Because of Covid, two years of accountability reports were waived, so the designation should have continued through 2022-23.

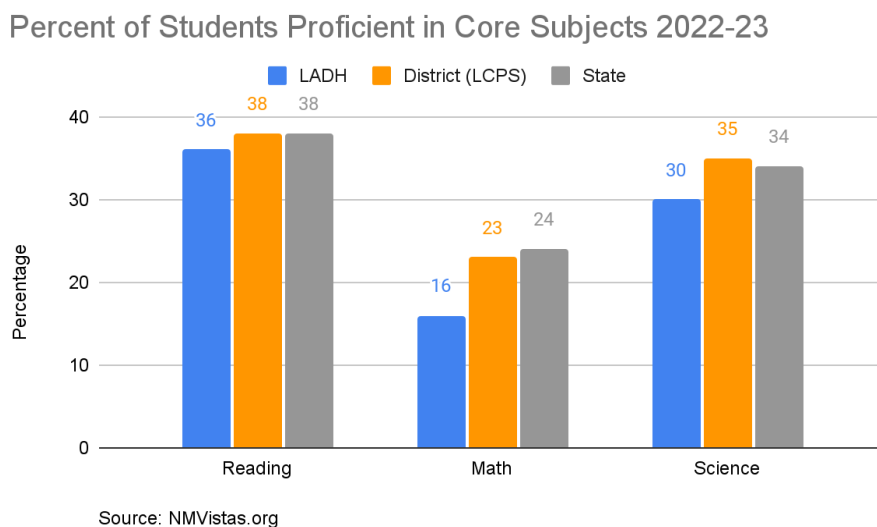
**Important:** According to the May 20, 2024 NM Vistas revision, the highest **overall** designation a school may receive is “Spotlight,” however, an additional designation/distinction of “Excellence” is assigned to schools scoring above the 90th percentile on specific indicators.

Refer to the [2022-23 Accountability Measures Overview](#) for a summary of indicators included in Vistas calculations. Further details and criteria for each designation are provided in the *Accountability Technical Manual* linked to the [NM Vistas](#) web page.

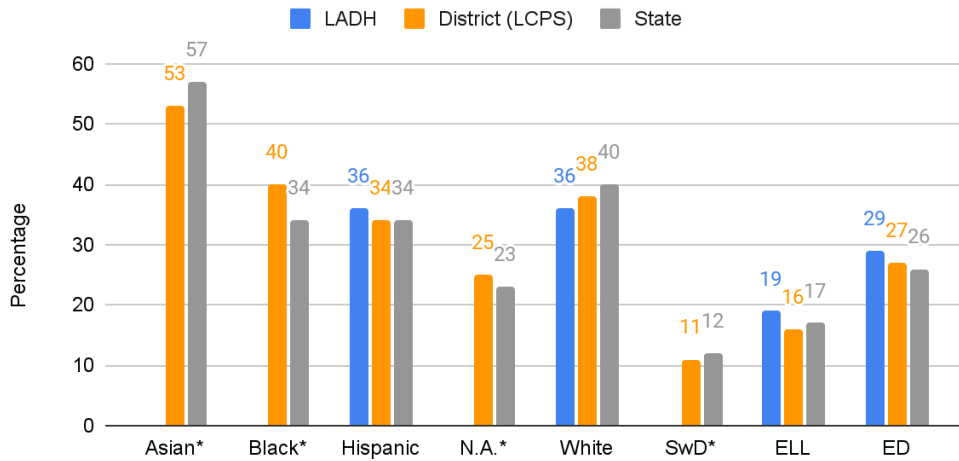
For the school year 2022-23, **La Academia Dolores Huerta** received an overall designation of **Traditional** with additional designation of **excellence** in Attendance.

### Proficiency

Because science is assessed only in grades 5, 8, and 11, schools that do not serve these grades do not have science proficiency data.



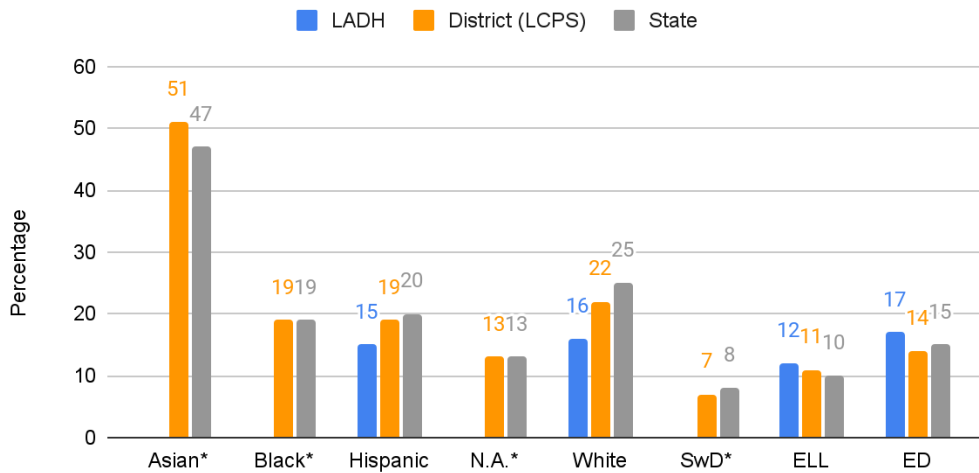
## Percent Proficient in Reading by Subgroup 2022-23



Source: NMVistas.org

**\*Note:** groups are masked due to population size, and/or some groups are not represented in the school.

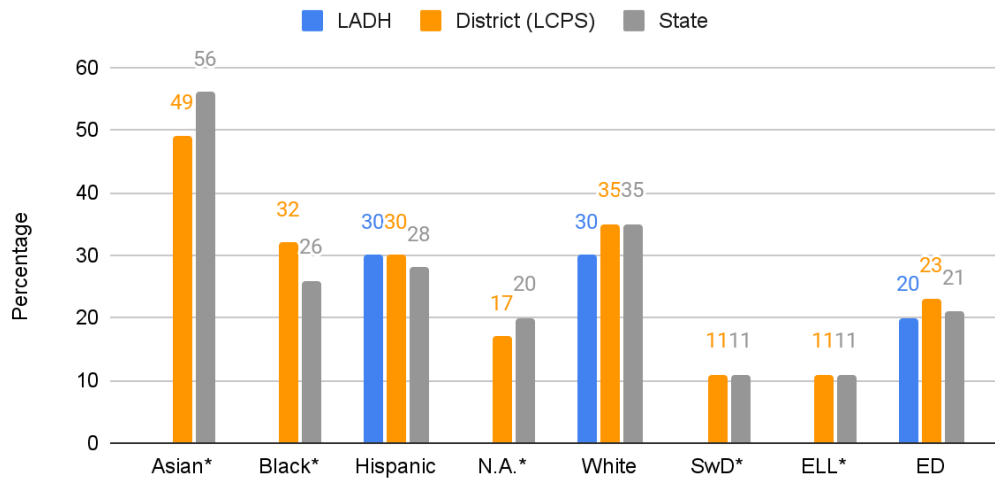
## Percent Proficient in Math by Subgroup 2022-23



Source: NMVistas.org

**\*Note:** groups are masked due to population size, and/or some groups are not represented in the school.

## Percent Proficient in Science by Subgroup 2022-23



Source: NMVistas.org

**\*Note:** groups are masked due to population size, and/or some groups are not represented in the school. Economically disadvantaged population partially masked,  $\leq 20\%$  proficient in science.

### English Learner Progress (NMVistas): 3.8%

English Learner Progress measures the percentage of English learners who are on track toward achieving English proficiency (an ACCESS score of 4.7 or higher) within five years.

### Mission-Specific Goals

**Goal 1:** 70% of 8th-grade students, enrolled on the 40th and 120th day, complete the 20-volunteer hours, complete a Cultural Competence Self-Assessment Checklist, and earn an overall C or better on the EOY Portfolio.

Performance Level	Target	Points
Exceeds Standard	85% or more of 8th grade students, enrolled on the 40th and 120th day, complete the 20-volunteer hours, complete a Cultural Competence Self-Assessment Checklist, and earn an overall C or better on the EOY Portfolio.	100
Meets Standard	70% or more of 8th grade students, enrolled on the 40th and 120th day, complete the 20-volunteer hours, complete a Cultural Competence Self-Assessment Checklist, and earn an overall C or better on the EOY Portfolio.	75
Does Not Meet Standard	50% or more of 8th grade students, enrolled on the 40th and 120th day, complete the 20-volunteer hours, complete a Cultural Competence Self-Assessment Checklist, and earn an overall C or better on the EOY Portfolio.	25
Falls Far Below Standard	Less than 50% of 8th grade students, enrolled on the 40th and 120th day, complete the 20-volunteer hours, complete a Cultural Competence Self-Assessment Checklist, and earn an overall C or better on the EOY Portfolio.	0

**Rating: Does Not Meet- 54% attainment- 25 pts.**

**Goal 2:** 70% of students, enrolled on the 40th and 120th day, will complete the final EOY Portfolio and/or Performance and will complete a course of study in a specific arts discipline with an average of a C or better.

Performance Level	Target	Points
Exceeds Standard	85% or more of students, enrolled on the 40th and 120th day, will complete the final EOY Portfolio and/or Performance and will complete a course of study in a specific arts discipline with an average of a C or better.	100
Meets Standard	70% or more of students, enrolled on the 40th and 120th day, will complete the final EOY Portfolio and/or Performance and will complete a course of study in a specific arts discipline with an average of a C or better.	75
Does Not Meet Standard	50% or more of students, enrolled on the 40th and 120th day, will complete the final EOY Portfolio and/or Performance and will complete a course of study in a specific arts discipline with an average of a C or better.	25
Falls Far Below Standard	Less than 50% of students, enrolled on the 40th and 120th day, will complete the final EOY Portfolio and/or Performance and will complete a course of study in a specific arts discipline with an average of a C or better.	0

**Rating: Meets- 74% attainment- 75 pts.**

## Organizational and Financial Performance Framework

**2022-23 Overall Rating: Meets Standard**

Pursuant to the [PEC Performance Framework and Accountability System](#), schools receive ratings of **Meets Standard**, **Working to Meet Standard**, or **Does Not Meet Standard** for individual indicators in the framework. Explanations for any rating other than Meets Standard are provided below.

The school also receives an overall rating of either **Meets Standard** or **Does Not Meet Standard** for the year. If a school receives a **Does Not Meet Standard** rating for three or more indicators, it will receive an overall rating of **Does Not Meet Standard**.

If a school receives a **Does Not Meet Standard** rating, on any indicator, the CSD and PEC may conduct a closer review the following year on that indicator, and/or the PEC may require the school to submit a corrective action plan in order to specify actions and a timeline to correct the performance deficiency.

A school may receive a **Working to Meet Standard** rating on multiple indicators and still receive an overall rating of **Meets Standard**. If a school receives this rating across multiple years, the CSD and PEC may conduct a closer review the following year on that indicator, and the school will need to address the issue in its renewal application at the end of its charter term.

La Academia Dolores Huerta	2021-22	2022-23
<b>Organizational and Financial Performance</b>		
1a Mission and Educational Program	Working to Meet Standard	Working to Meet Standard
1b State Assessment Requirements	Meets Standard	Meets Standard
1c Rights of Students with Disabilities	Meets Standard	Meets Standard
1d Rights of English Learners	Meets Standard	Meets Standard
1e Meeting Program Requirements	Meets Standard	Meets Standard
1f NM DASH Plan	Meets Standard	Meets Standard
2a Financial Reporting and Compliance	Meets Standard	Working to Meet Standard
2b Accounting Principles	Does Not Meet Standard	Does Not Meet Standard
2c Responsive to Audit Findings	Meets Standard	Working to Meet Standard
2d Managing Grant Funds	Working to Meet Standard	Working to Meet Standard
2e Staffing for Fiscal Management	Meets Standard	Meets Standard
2f Internal Controls	Meets Standard	Meets Standard
3a Governance Requirements	Meets Standard	Meets Standard
3b Nepotism, Conflict of Interest	Meets Standard	Meets Standard
3c Reporting Requirements	Meets Standard	Does Not Meet Standard
4a Rights of All Students	Working to Meet Standard	Meets Standard
4b Attendance and Retention	Meets Standard	Meets Standard
4c Staff Credentialing	Working to Meet Standard	Meets Standard
4d Employee Rights	Working to Meet Standard	Meets Standard
4e Background Checks, Ethics	Meets Standard	Meets Standard
5a Facilities	Meets Standard	Meets Standard
5b Transportation	N/A	N/A
5c Health and Safety	Working to Meet Standard	Meets Standard
5d Handling Information	Meets Standard	Meets Standard

### Explanation of 2022-23 Indicator Ratings

1.a. One of the mission goals was not met.

2.a. Late submission in Quarter 1.

2.b. [FY22 audit](#) reflects two audit findings, one of which is a material weakness.

2.c. [FY22 audit](#) reflects one repeat finding 2022-002 from 2021-001 audit.

2.d. 54.13% of CY% remaining in SY22-23, fund 27407 reverted 60.95% all other carryover grants expended accordingly.

3.c. Two governing board membership changes were reported late. One of the late notifications was for the resignation of a board member whose designation in August 2022 was never reported. Therefore, the school has a total of 3 late notifications to date.



**Site Visit Attendees**

Wednesday, Feb 1, 2023

**CSD Team:** Lucy Valenzuela (Lead), Martica Davis, Corina Chavez, Kyle Wood, and Kimberly Gonzales  
(both Kyle & Kim were remote)

**School Leadership:** Sylvy Galvan de Lucero, Head Administrator

**Governing Board:** Elaine Palma and Dalina Matsumoto