



STATE OF NEW MEXICO  
PUBLIC EDUCATION DEPARTMENT  
300 DON GASPAR  
SANTA FE, NEW MEXICO 87501-2786  
Telephone (505) 827-5800  
[www.ped.state.nm.us](http://www.ped.state.nm.us)

ARSENIO ROMERO, Ph.D.  
SECRETARY OF EDUCATION

MICHELLE LUJAN GRISHAM  
GOVERNOR

**Charter Schools Division  
2022-23 Annual Report  
February 8, 2024**

**School Name:** North Valley Academy

**School Address:** 7939 4th Street NW Albuquerque, NM 87114

**Head Administrator:** Julie Geldmacher

**Governing Board Chair:** William Duran

**Business Manager:** Sarah Piña

**Authorized Grade Levels:** K-8

**Grade Levels Served:** PK-8 (On Directory)

**Authorized Enrollment Cap:** 534

**2022-23 End of Year Enrollment:** K-12=260 Pre-K=26

**Contract Term:** 2021-2026

**Waivers:**

Evaluation Standards for School Personnel, Individual Class Load, Purchase of Instructional Materials, Staffing Patterns, Subject Area, and teaching load.

**Mission:**

North Valley Academy Charter School is committed to providing students with a rich and well- balanced education, through a rigorous focus on Mathematics, Language Arts, and an emphasis on Health and Wellness.

**Educational Program:**

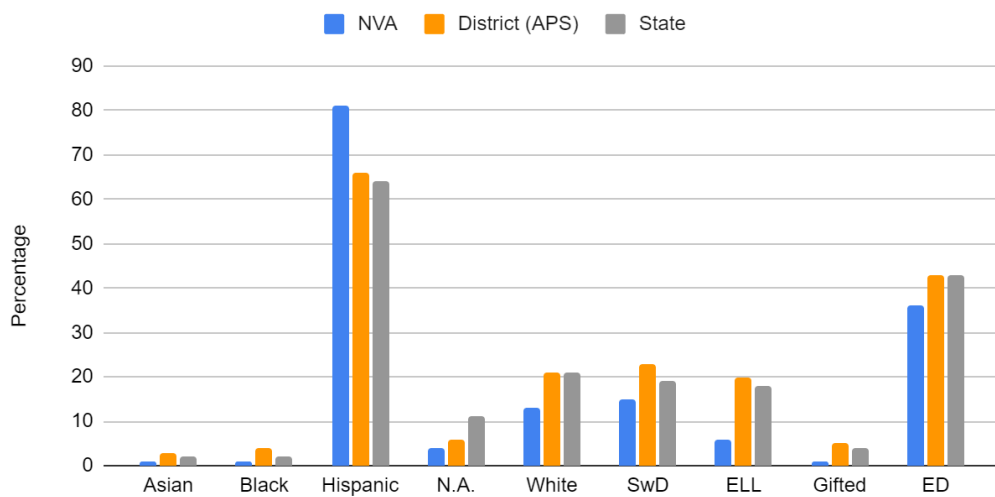
5.1.1 DATA-DRIVEN INSTRUCTION, including instruction guided by Formative Assessments. (This will be shown by presenting ongoing data collection.)

5.1.2 Professional Learning Community (PLC) -BASED PROFESSIONAL DEVELOPMENT, including Instructional Coaching. (This will be shown by presenting the minutes of PLC meetings.)

5.1.3 SCHOOL FOCUS is HEALTH & WELLNESS (This will be demonstrated within the school's mission specific goals identified in the Performance Framework.)

**Demographics as reported in STARS 2022-23 End of Year (EOY)**

Enrollment by Subgroup EOY 2022-23



Source: STARS Enrollment Subgroup Percentages with Averages

**Academic Performance**

Academic Performance Framework Indicators	2022-23 Score (100 points possible)
1: State Accountability System: NMVistas Overall Score	<b>46</b>
2: Subgroup performance: high, middle, and low-performing quartiles	unavailable
3: School-specific Goals: if two goals, average of points on each	<b>100</b>
<b>Overall Academic Score: average of indicators 1 and 3</b>	<b>73</b>

## State Accountability System:

State and federal statute mandates accountability for all public schools. This section provides a snapshot of the school's academic performance according to data collected by the Public Education Department (PED) for the 2022-23 school year.

The New Mexico State Accountability System ([NMVISTAS](#)) gives every public school in the state an overall score. For 2022-23, NMVistas scored schools according to the following designations:

- School of Excellence: Schools performing in the top 10% of all schools on the NMVistas school index.
- Spotlight School: Schools performing in the next 15% of all schools on the NMVistas school index.
- Traditional School: Schools performing below the top 25% of schools and not designated for additional supports per the following designations.
- Targeted Support and Improvement School (TSI): Schools serving a student group that falls below the cutoff for CSI schools (described below).
- Additional Targeted Support and Improvement (ATSI): TSI schools serving a student group that is performing in the lowest 5% of all schools.
- Comprehensive Support School (CSI): Title I schools that are:
  - o performing in the lowest 5% of Title I schools in New Mexico as identified by the school index score;
  - o have an average four-year graduation rate less than or equal to 66.67% over the past three years;
  - o a Title I school that was previously identified as ATSI due to low performing subgroups that has not demonstrated sufficient improvement in those subgroups over 3 years; or
  - o the department may identify additional schools as CSI schools as deemed necessary.
- More Rigorous Intervention (MRI): Schools not exiting CSI status after 3 years receiving support.

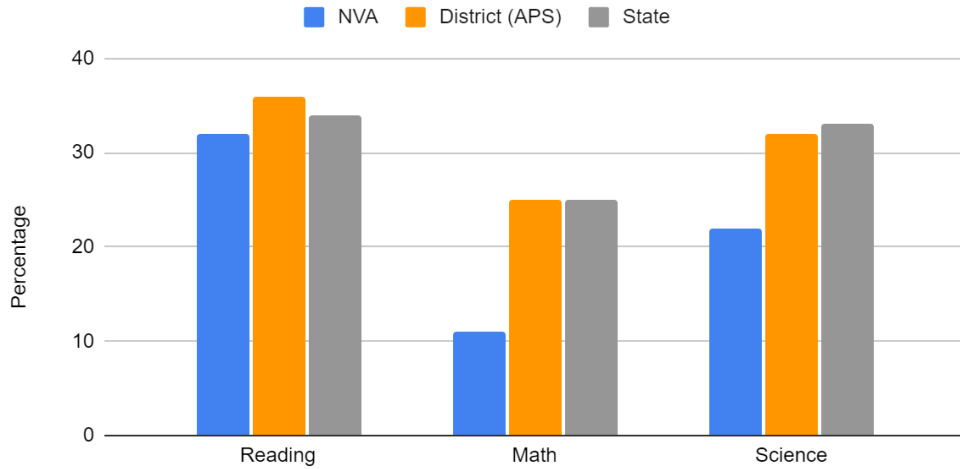
Details and criteria for each type of designation are provided on the [NMVISTAS](#) web page.

For the school year 2022-23, **North Valley Academy** received a designation of **Traditional**.

## Proficiency

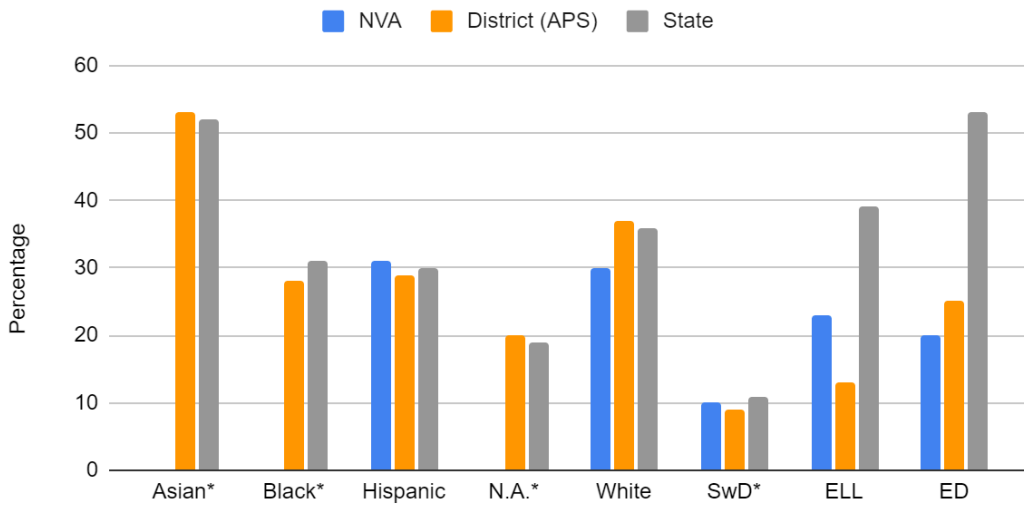
Because science is assessed only in grades 5, 8, and 11, schools that do not serve these grades do not have science proficiency data.

### Percent of Students Proficient in Core Subjects 2022-23



Source: NMVistas.org

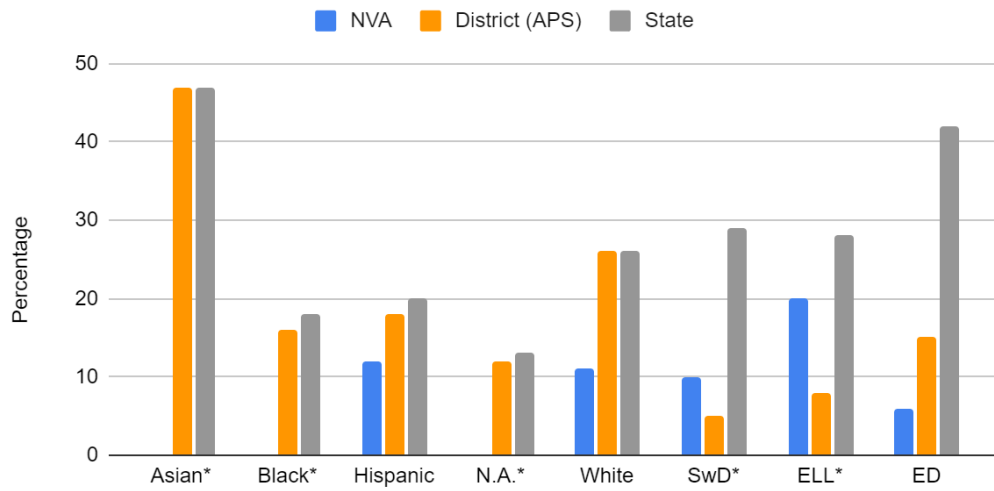
### Percent Proficient in Reading by Subgroup 2022-23



Source: NMVistas.org

**\*Note:** groups are masked due to population size. Students with disabilities are also masked,  $\leq 10\%$  in reading.

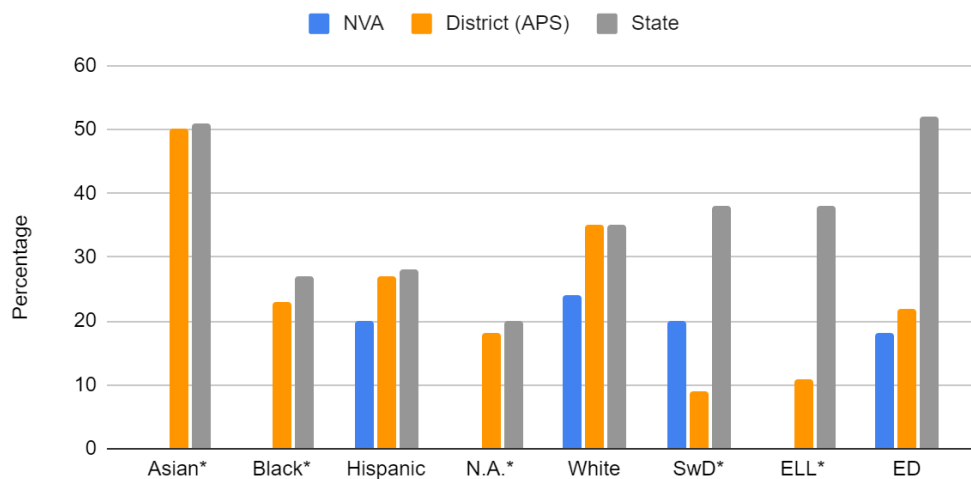
## Percent Proficient in Math by Subgroup 2022-23



Source: NMVistas.org

**\*Note:** groups are masked due to population size. Populations also masked: students with disabilities,  $\leq 10\%$ ; English language learners,  $\leq 20\%$  in math.

## Percent Proficient in Science by Subgroup 2022-23

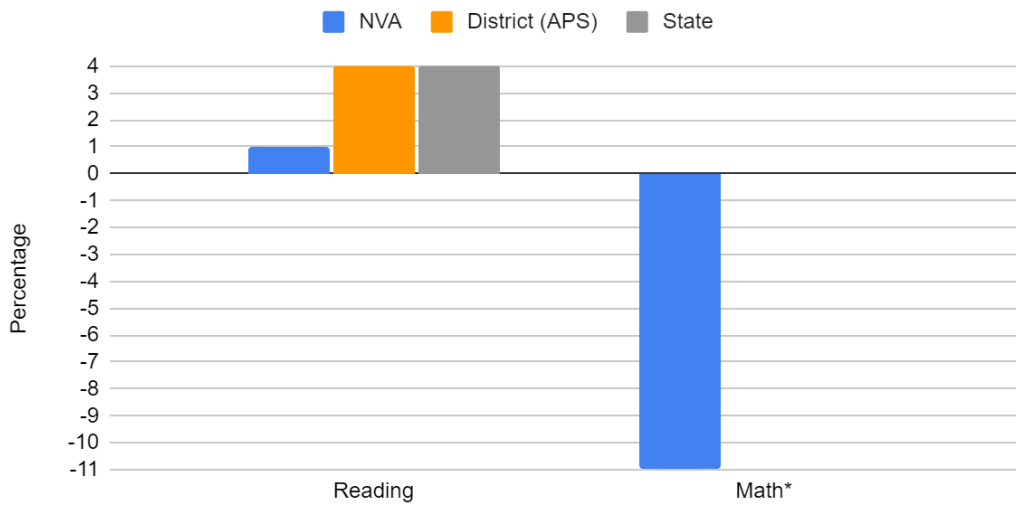


Source: NMVistas.org

**\*Note:** groups are masked due to population size, and/or some groups are not represented in the school or district. Students with disabilities also masked,  $\leq 20\%$  in science.

## Improvement (Growth)

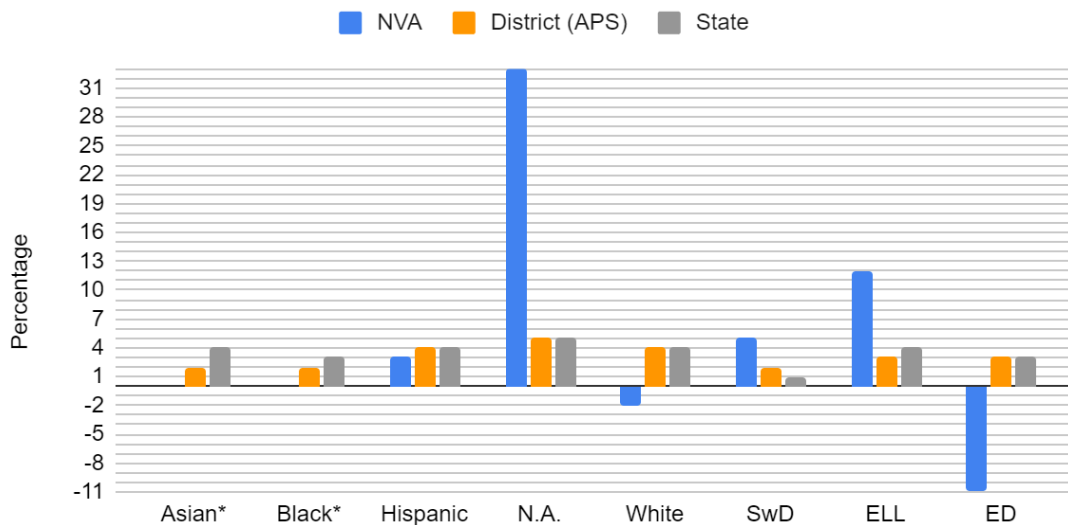
### Percent Growth for All Students (2021-22 to 2022-23)



Source: Assessment, Research, Evaluation, and Accountability Bureau of PED

**\*Note:** Math growth was 0% for the state and district for SY2023.

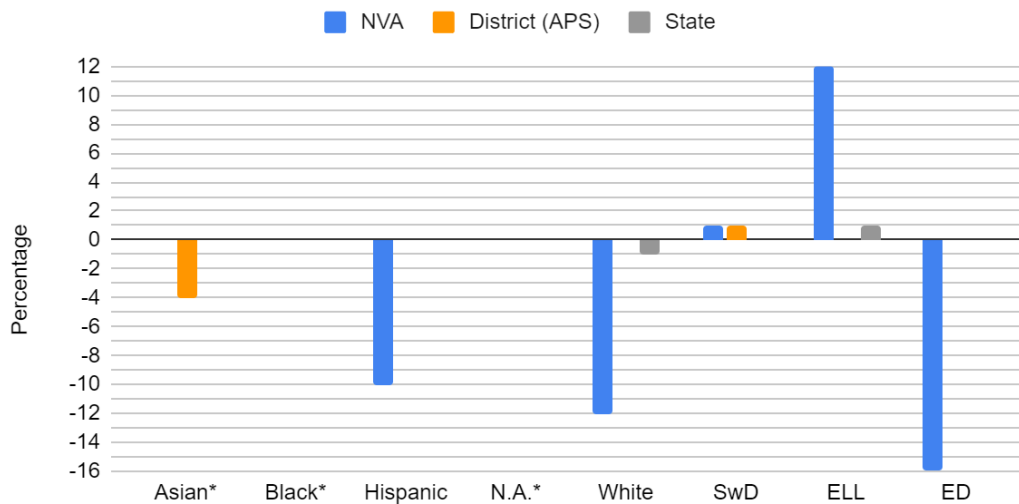
### ELA Percent Growth by Subgroup (2021-22 to 2022-23)



Source: Assessment, Research, Evaluation, and Accountability Bureau of PED

**\*Note:** groups are masked due to population size.

## Math Percent Growth by Subgroup (2021-22 to 2022-23)



Source: Assessment, Research, Evaluation, and Accountability Bureau of PED

**\*Note:** groups are masked due to population size.

### English Learner Progress (NMVistas): 37%

#### Mission-Specific Goals

**Goal 1:** 80% of students, enrolled on both the 40th and 120th day, will demonstrate at least 11% increase in individual skill level as measured by the school's rubric to assess SHAPE (Society of Health and Physical Educators) standards.

Rubric to be provided by the school and attached herein

Performance Level	Target	Points
Exceeds Standard	90% of students, enrolled on both the 40th and 120th day, will demonstrate at least 11% increase in individual skill level as measured by school's rubric to assess SHAPE (Society of Health and Physical Educators) standards.	100
Meets Standard	80% of students, enrolled on both the 40th and 120th day, will demonstrate at least 11% increase in individual skill level as measured by school's rubric to assess SHAPE (Society of Health and Physical Educators) standards.	75
Does Not Meet Standard	70% of students, enrolled on both the 40th and 120th day, will demonstrate at least 11% increase in individual skill level as measured by school's rubric to assess SHAPE (Society of Health and Physical Educators) standards.	25
Falls Far Below Standard	Less than 70% of students enrolled on both the 40th and 120th day, will demonstrate at least 11% increase in individual skill level as measured by	0

school's rubric to assess SHAPE (Society of Health and Physical Educators) standards.
---

**Rating: Exceeds Standard**- 95% student attainment- **100 pts.**

## Organizational and Financial Performance Framework

**2022-23 Overall Rating: Meets Standard**

Pursuant to the [PEC Performance Framework and Accountability System](#), schools receive ratings of **Meets Standard**, **Working to Meet Standard**, or **Does Not Meet Standard** for individual indicators in the framework. Explanations for any rating other than Meets Standard are provided below.

The school also receives an overall rating of either **Meets Standard** or **Does Not Meet Standard** for the year. If a school receives a **Does Not Meet Standard** rating for three or more indicators, it will receive an overall rating of **Does Not Meet Standard**.

If a school receives a **Does Not Meet Standard** rating, on any indicator, the CSD and PEC may conduct a closer review the following year on that indicator, and/or the PEC may require the school to submit a corrective action plan in order to specify actions and a timeline to correct the performance deficiency.

A school may receive a **Working to Meet Standard** rating on multiple indicators and still receive an overall rating of **Meets Standard**. If a school receives this rating across multiple years, the CSD and PEC may conduct a closer review the following year on that indicator, and the school will need to address the issue in its renewal application at the end of its charter term.



North Valley Academy	2021-22	2022-23
<b>Organizational and Financial Performance</b>		
1a Mission and Educational Program	Meets Standard	Meets Standard
1b State Assessment Requirements	Meets Standard	Meets Standard
1c Rights of Students with Disabilities	Meets Standard	Meets Standard
1d Rights of English Learners	Working to Meet Standard	Meets Standard
1e Meeting Program Requirements	Meets Standard	Meets Standard
1f NM DASH Plan	Meets Standard	N/A
2a Financial Reporting and Compliance	Meets Standard	Meets Standard
2b Accounting Principles	Meets Standard	Meets Standard
2c Responsive to Audit Findings	Meets Standard	Meets Standard
2d Managing Grant Funds	Meets Standard	Meets Standard
2e Staffing for Fiscal Management	Meets Standard	Meets Standard
2f Internal Controls	Meets Standard	Meets Standard
3a Governance Requirements	Meets Standard	Working to Meet Standard
3b Nepotism, Conflict of Interest	Meets Standard	Meets Standard
3c Reporting Requirements	Working to Meet Standard	Working to Meet Standard
4a Rights of All Students	Meets Standard	Meets Standard
4b Attendance and Retention	Working to Meet Standard	Meets Standard
4c Staff Credentialing	Does Not Meet Standard	Meets Standard
4d Employee Rights	Meets Standard	Meets Standard
4e Background Checks, Ethics	Meets Standard	Meets Standard
5a Facilities	Meets Standard	Meets Standard
5b Transportation	N/A	N/A
5c Health and Safety	Meets Standard	Meets Standard
5d Handling Information		Meets Standard

### Explanation of 2022-23 Indicator Ratings

- 3.a. One new member did not complete the required training hours.
- 3.c. Two late submissions of notifications for governing board changes.

#### Site Visit Attendees

Thursday, April 6, 2023

**CSD Team:** Kristen LaVolpa (Lead), Brigette Russell, Frank McCulloch, Kyle Wood, and Kimberly Gonzales

**School Leadership:** Julie Geldmacher, Head Administrator

**Governing Board:** Claudia Zamora and Monica Chavez