



STATE OF NEW MEXICO
PUBLIC EDUCATION DEPARTMENT
300 DON GASPAR
SANTA FE, NEW MEXICO 87501-2786
Telephone (505) 827-5800
www.ped.state.nm.us

ARSENIO ROMERO, Ph.D.
SECRETARY OF EDUCATION

MICHELLE LUJAN GRISHAM
GOVERNOR

**Charter Schools Division
2022-23 Annual Report
Revised: February 12, 2024**

School Name: Taos Integrated School for the Arts

School Address: 118 Toalne Lane Taos, NM 87571

Head Administrator: Rich Greywolf

Governing Board Chair: Yvonne Trujillo

Business Manager: Nicole Abeyta

Authorized Grade Levels: K-8

Grade Levels Served: K-8

Authorized Enrollment Cap: 216 (Enrollment Cap Increase approved- 2/14/2020)

2022-23 End of Year Enrollment: 160

Contract Term: 2020-2025

Waivers: none

Mission:

Taos Integrated School of the Arts will provide its students with an exceptional education that meets or exceeds all New Mexico State Standards. The course of study will be based on an Arts-integrated curriculum that is multicultural and meets all Common Core State Standards. School and student performance will be measured by New Mexico's Public Education annual assessments, nationally recognized short-cycle assessments, student portfolios, and student performances in the Arts domain. The School will cultivate academic skills and knowledge to help all students achieve their highest potential as artistically-minded lifelong learners.

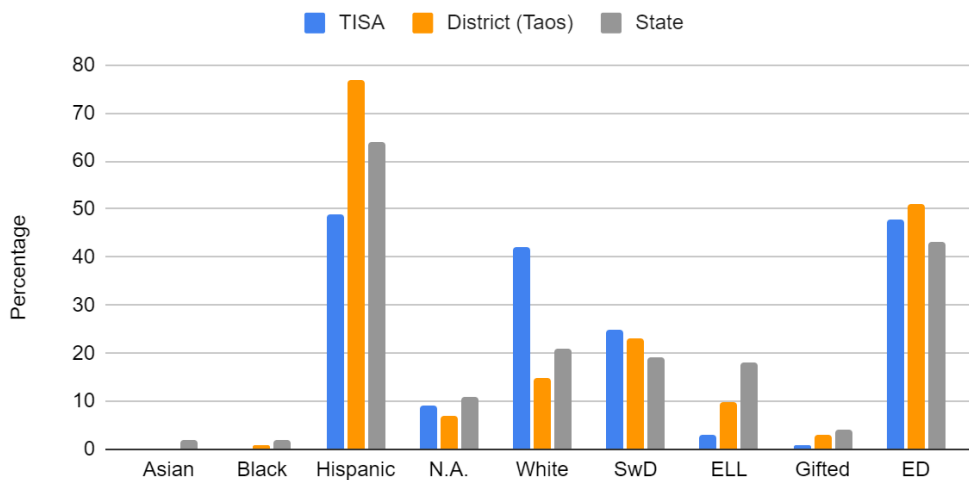
Educational Program:

Our educational philosophy includes the belief that teaching is both a science and an art. We believe an arts-integrated curriculum facilitates and inspires learning. The arts integration is the thread that holds integrated/thematic instruction together.

- i. Multicultural studies and understanding is vital to success for students as evidenced by lesson plans.
- ii. The School’s educational approach is to provide common core standards instruction through an arts-integrated approach. We deliver traditional instruction in the core subjects and then infuse art projects (including dance, drama, music, visual arts) into each unit of study. This is evidenced via lesson plans and activities, as well as the student electronic portfolios.

Demographics as reported in STARS 2022-23 End of Year (EOY)

Enrollment by Subgroup EOY 2022-23



Source: STARS Enrollment Subgroup Percentages with Averages

Academic Performance

Academic Performance Framework Indicators	2022-23 Score (100 points possible)
1: State Accountability System: NMVistas Overall Score	64
2: Subgroup performance: high, middle, and low-performing quartiles	unavailable
3: School-specific Goals: if two goals, average of points on each	100
Overall Academic Score: average of indicators 1 and 3	82

State Accountability System:

State and federal statute mandates accountability for all public schools. This section provides a snapshot of the school's academic performance according to data collected by the Public Education Department (PED) for the 2022-23 school year.

The New Mexico State Accountability System ([NMVISTAS](#)) gives every public school in the state an overall score. For 2022-23, NMVistas scored schools according to the following designations:

- School of Excellence: Schools performing in the top 10% of all schools on the NMVistas school index.
- Spotlight School: Schools performing in the next 15% of all schools on the NMVistas school index.
- Traditional School: Schools performing below the top 25% of schools and not designated for additional supports per the following designations.
- Targeted Support and Improvement School (TSI): Schools serving a student group that falls below the cutoff for CSI schools (described below).
- Additional Targeted Support and Improvement (ATSI): TSI schools serving a student group that is performing in the lowest 5% of all schools.
- Comprehensive Support School (CSI): Title I schools that are:
 - o performing in the lowest 5% of Title I schools in New Mexico as identified by the school index score;
 - o have an average four-year graduation rate less than or equal to 66.67% over the past three years;
 - o a Title I school that was previously identified as ATSI due to low performing subgroups that has not demonstrated sufficient improvement in those subgroups over 3 years; or
 - o the department may identify additional schools as CSI schools as deemed necessary.
- More Rigorous Intervention (MRI): Schools not exiting CSI status after 3 years receiving support.

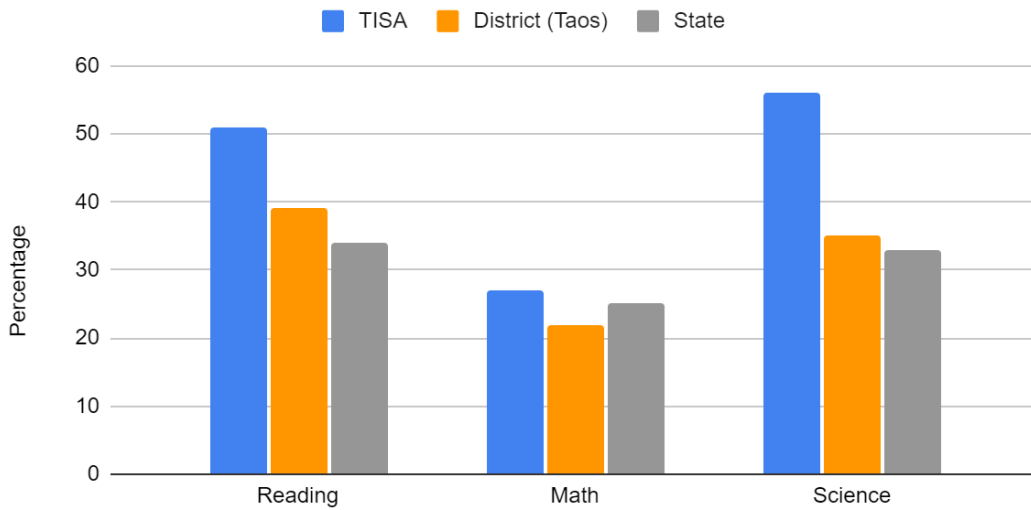
Details and criteria for each type of designation are provided on the [NMVISTAS](#) web page.

For the school year 2022-23, **Taos Integrated School for the Arts** received a designation of **Spotlight**.

Proficiency

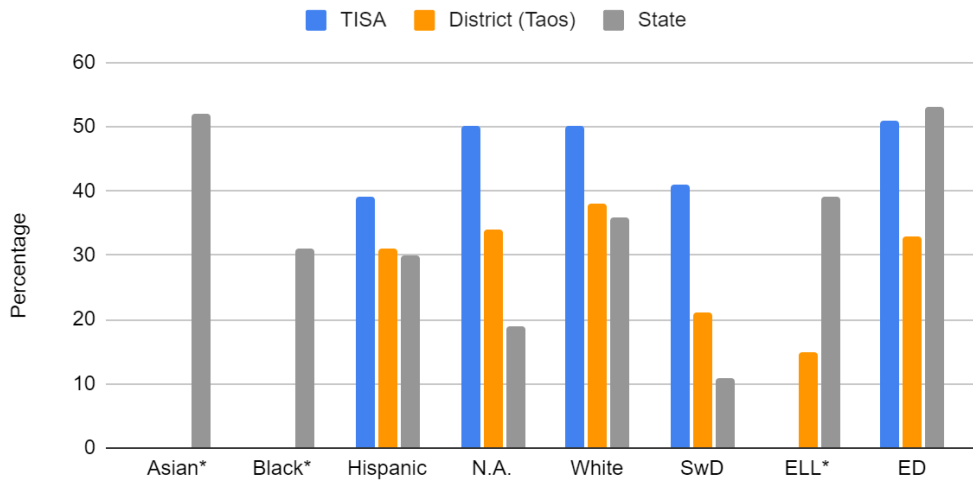
Because science is assessed only in grades 5, 8, and 11, schools that do not serve these grades do not have science proficiency data.

Percent of Students Proficient in Core Subjects 2022-23



Source: NMVistas.org

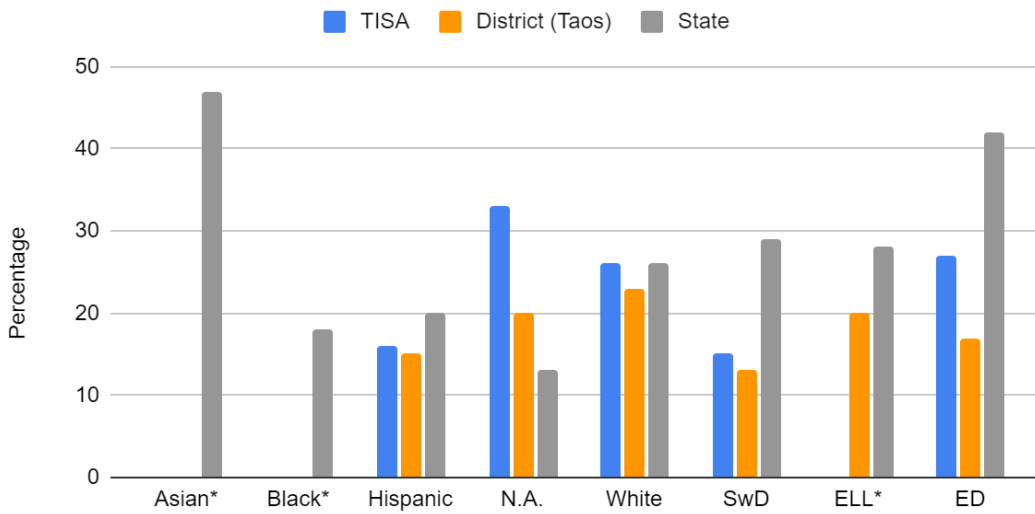
Percent Proficient in Reading by Subgroup 2022-23



Source: NMVistas.org

***Note:** groups are masked due to population size, and/or some groups are not represented in the school or district.

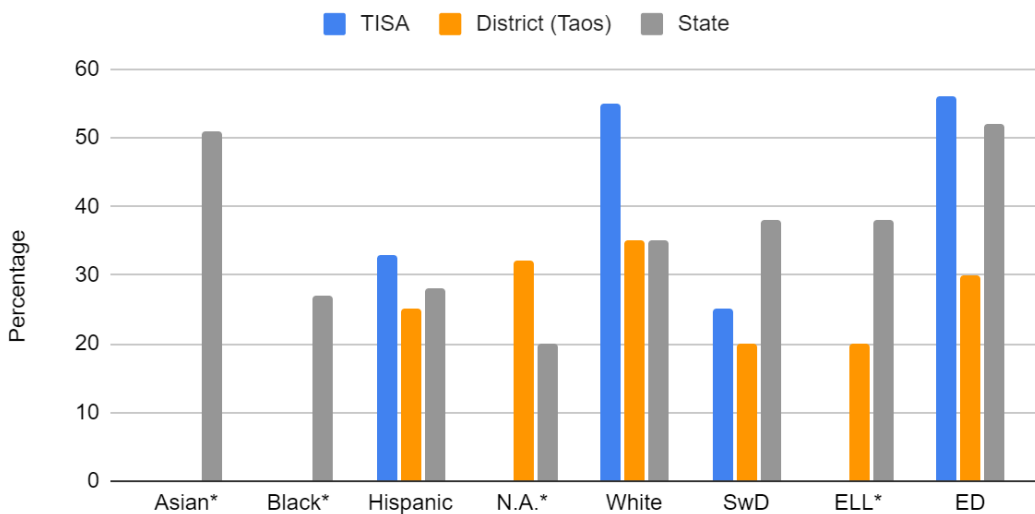
Percent Proficient in Math by Subgroup 2022-23



Source: NMVistas.org

***Note:** groups are masked due to population size, and/or some groups are not represented in the school or district. District English language learner and Native American populations also masked: $\leq 20\%$ in math.

Percent Proficient in Science by Subgroup 2022-23



Source: NMVistas.org

***Note:** groups are masked due to population size, and/or some groups are not represented in the school or district. District English language learner population also masked: $\leq 20\%$ in science.

Improvement (Growth)

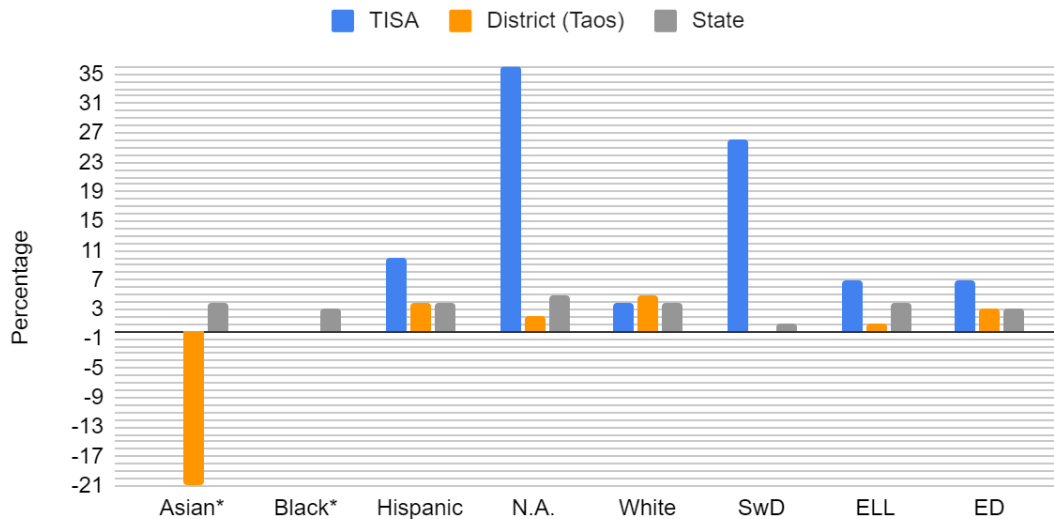
Percent Growth for All Students (2021-22 to 2022-23)



Source: Assessment, Research, Evaluation, and Accountability Bureau of PED

***Note:** Math growth was 0% for the state for SY2023.

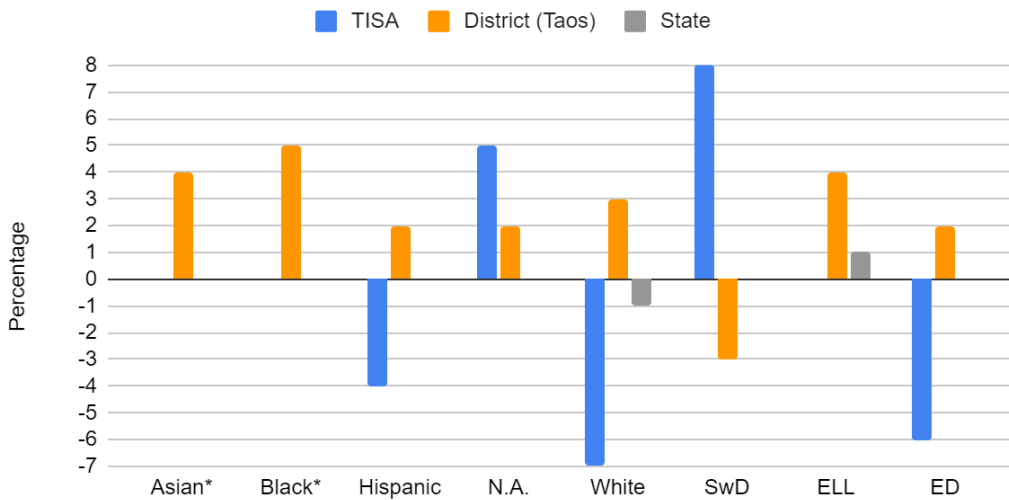
ELA Percent Growth by Subgroup (2021-22 to 2022-23)



Source: Assessment, Research, Evaluation, and Accountability Bureau of PED

***Note:** groups are masked due to population size.

Math Percent Growth by Subgroup (2021-22 to 2022-23)



Source: Assessment, Research, Evaluation, and Accountability Bureau of PED

***Note:** groups are masked due to population size.

English Learner Progress (NMVistas): Masked due to population size

Mission-Specific Goals

Goal 1: 80-89% of students, enrolled on the 40th and 120th day, will earn a score of 10 out of 12 possible points (83%), using the school-provided rubric, on the oral presentation of their electronic portfolio regarding an art medium and its relationship to the arts-integrated curriculum.

Performance Level	Target	Points
Exceeds Standard	90% or more of students, enrolled on the 40th and 120th day, will earn a score of 10 out of 12 possible points (83%), using the school-provided rubric, on the oral presentation of their electronic portfolio regarding an art medium and its relationship to the arts-integrated curriculum.	100
Meets Standard	80-89% of students, enrolled on the 40th and 120th day, will earn a score of 10 out of 12 possible points (83%), using the school-provided rubric, on the oral presentation of their electronic portfolio regarding an art medium and its relationship to the arts-integrated curriculum.	75
Does Not Meet Standard	70-79% of students, enrolled on the 40th and 120th day, will earn a score of 10 out of 12 possible points (83%), using the school-provided rubric, on the oral presentation of their electronic portfolio regarding an art medium and its relationship to the arts-integrated curriculum.	25
Falls Far Below Standard	Less than 70% of students, enrolled on the 40th and 120	0

th day, will a earn a score below 10 out of 12 possible points (83%), using the school-provided rubric, on the oral presentation of their electronic portfolio regarding an art medium and its relationship to the artsintegrated curriculum.

Rating: Exceeds Standard- 100% student attainment- 100 pts.

Organizational and Financial Performance Framework

2022-23 Overall Rating: Meets Standard

Pursuant to the [PEC Performance Framework and Accountability System](#), schools receive ratings of **Meets Standard**, **Working to Meet Standard**, or **Does Not Meet Standard** for individual indicators in the framework. Explanations for any rating other that Meets Standard are provided below.

The school also receives an overall rating of either **Meets Standard** or **Does Not Meet Standard** for the year. If a school receives a **Does Not Meet Standard** rating for three or more indicators, it will receive an overall rating of **Does Not Meet Standard**.

If a school receives a **Does Not Meet Standard** rating, on any indicator, the CSD and PEC may conduct a closer review the following year on that indicator, and/or the PEC may require the school to submit a corrective action plan in order to specify actions and a timeline to correct the performance deficiency.

A school may receive a **Working to Meet Standard** rating on multiple indicators and still receive an overall rating of **Meets Standard**. If a school receives this rating across multiple years, the CSD and PEC may conduct a closer review the following year on that indicator, and the school will need to address the issue in its renewal application at the end of its charter term.

Taos Integrated School of the Arts	2020-21	2021-22	2022-23
Organizational and Financial Performance			
1a Mission and Educational Program	Meets Standard	Meets Standard	Meets Standard
1b State Assessment Requirements	Not Reviewed	Meets Standard	Meets Standard
1c Rights of Students with Disabilities	Meets Standard	Meets Standard	Meets Standard
1d Rights of English Learners	Meets Standard	Meets Standard	Meets Standard
1e Meeting Program Requirements	Assurances	Meets Standard	Meets Standard
1f NM DASH Plan	N/A	N/A	N/A
2a Financial Reporting and Compliance	Working to Meet Standard	Meets Standard	Meets Standard
2b Accounting Principles	Meets Standard	Meets Standard	Meets Standard
2c Responsive to Audit Findings	Meets Standard	Meets Standard	Meets Standard
2d Managing Grant Funds	Meets Standard	Meets Standard	Meets Standard
2e Staffing for Fiscal Management	Meets Standard	Meets Standard	Meets Standard
2f Internal Controls	Meets Standard	Meets Standard	Meets Standard
3a Governance Requirements	Working to Meet Standard	Meets Standard	Meets Standard
3b Nepotism, Conflict of Interest	Assurances	Meets Standard	Meets Standard
3c Reporting Requirements	Assurances	Meets Standard	Meets Standard
4a Rights of All Students	Assurances	Meets Standard	Meets Standard
4b Attendance and Retention	Meets Standard	Meets Standard	Meets Standard
4c Staff Credentialing	Meets Standard	Meets Standard	Meets Standard
4d Employee Rights	Assurances	Meets Standard	Meets Standard
4e Background Checks, Ethics	Assurances	Meets Standard	Meets Standard
5a Facilities	Assurances	Meets Standard	Meets Standard
5b Transportation	Assurances	N/A	Meets Standard
5c Health and Safety	Assurances	Meets Standard	Meets Standard
5d Handling Information	Assurances	Meets Standard	Meets Standard

Site Visit Attendees

Tuesday, March 28, 2023

CSD Team: Samantha Samoiel (Lead), Carlos Avila (PED Language and Culture Division), and Kimberly Gonzales

School Leadership: Rich Greywolf, Head Administrator

Governing Board: Alejandra Villaloboz Melendez and Yvonne Trujillo