



STATE OF NEW MEXICO
PUBLIC EDUCATION DEPARTMENT
300 DON GASPAR
SANTA FE, NEW MEXICO 87501-2786
Telephone (505) 827-5800
www.ped.state.nm.us

ARSENIO ROMERO, Ph.D.
SECRETARY OF EDUCATION

MICHELLE LUJAN GRISHAM
GOVERNOR

**Charter Schools Division
2022-23 Annual Report
February 2, 2024**

School Name: Tierra Adentro of NM: The School of Academics, Arts and Artesanía

School Address: 1781 Bellamah Avenue, NW Albuquerque, NM 87104

Head Administrator: Veronica Torres

Governing Board Chair: Sandy Martinez

Business Manager: Amber Peña

Authorized Grade Levels: 6-12

Grade Levels Served: 6-12

Authorized Enrollment Cap: 550

2022-23 End of Year Enrollment: 222

Contract Term: 2020-2025

Mission:

The mission of Tierra Adentro of New Mexico: The School of Academics, Arts, and Artesanía is to create an inclusive and thriving learning environment comprised of a demographically and culturally diverse student population with a focus on academics, art, artesanía (artisanship), and the study of the cultures that comprise our rich New Mexican heritage to ensure awareness, preservation, and progression of our cultural legacy.

Educational Program:

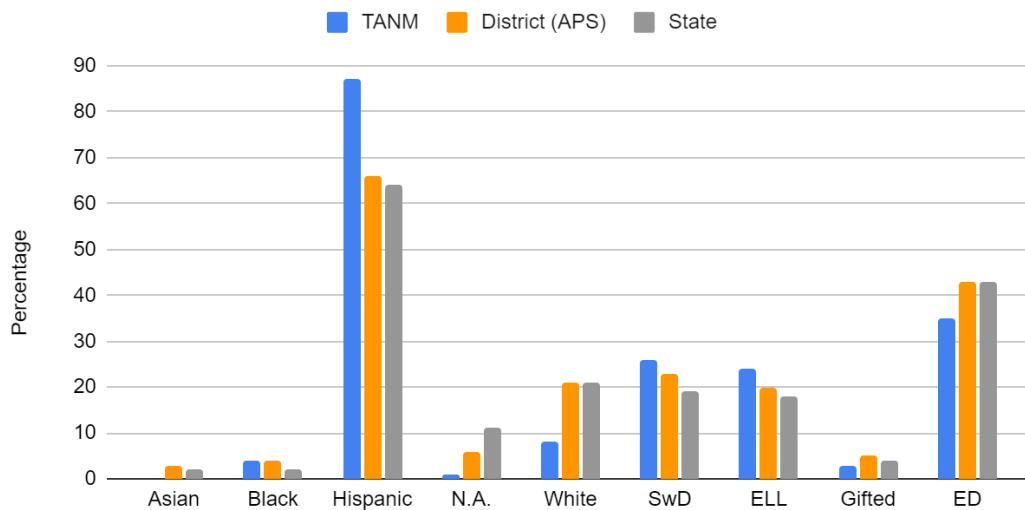
- i. The school begins their 6th grade programming where 6th grade students are placed in a cohort in order to transition into their secondary education program. This allows for the 6th grade team of teachers to support the 6th grade families in their transition into middle school. All 6th grade students are required to participate in visual arts, music and dance, as evidenced by student course schedules.
- ii. As students enter 7th, 8th and 9th grade, the school begins to promote their independence into the students' secondary career. Students are introduced into using higher levels of technology in order to prepare them for the school's high school team of teachers who utilize such programs as Google Docs, Edgenuity, and Google Classroom.
- iii. Upon entering the 10th grade, students are required to choose a focus in Visual Art, Artesanía, Music, Academic or Dance. In the 10th-12th grade focus areas, students receive intense training in the art form of their choice. Focus students also have the opportunity to work with local and international guest artists.
- iv. In addition, beginning in the 10th grade, students are able to begin their higher learning alternative program in the arts and academics. The first being the school's Dual Credit program. To enter into this program at the University level, students must meet all the requirements set forth by the post-secondary institution.
- v. The school provides flexibility in student choice through an optional alternative online academic program through extended school-day hours, where students can make up high school credits, work at an accelerated pace or at their own pace to earn their high school diploma.
- vi. A key provision of the School's educational approach is the utilization of the National Institute of Folclore's (NIF) curriculum for Dance and Music classes, which focuses on theory, technique, and application.

Waivers:

N/A

Demographics as reported in STARS 2022-23 End of Year (EOY)

Enrollment by Subgroup EOY 2022-23



Source: STARS Enrollment Subgroup Percentages with Averages

Academic Performance

| Academic Performance Framework Indicators | 2022-23 Score (100 points possible) |
|---------------------------------------------------------------------|-------------------------------------|
| 1: State Accountability System: NMVistas Overall Score | 65 |
| 2: Subgroup performance: high, middle, and low-performing quartiles | unavailable |
| 3: School-specific Goals: if two goals, average of points on each | 100 |
| Overall Academic Score: average of indicators 1 and 3 | 82.5 |

State Accountability System:

State and federal statute mandates accountability for all public schools. This section provides a snapshot of the school's academic performance according to data collected by the Public Education Department (PED) for the 2022-23 school year.

The New Mexico State Accountability System ([NMVISTAS](#)) gives every public school in the state an overall score. For 2022-23, NMVistas scored schools according to the following designations:

- School of Excellence: Schools performing in the top 10% of all schools on the NMVistas school index.
- Spotlight School: Schools performing in the next 15% of all schools on the NMVistas school index.
- Traditional School: Schools performing below the top 25% of schools and not designated for additional supports per the following designations.

- Targeted Support and Improvement School (TSI): Schools serving a student group that falls below the cutoff for CSI schools (described below).
- Additional Targeted Support and Improvement (ATSI): TSI schools serving a student group that is performing in the lowest 5% of all schools.
- Comprehensive Support School (CSI): Title I schools that are:
 - o performing in the lowest 5% of Title I schools in New Mexico as identified by the school index score;
 - o have an average four-year graduation rate less than or equal to 66.67% over the past three years;
 - o a Title I school that was previously identified as ATSI due to low performing subgroups that has not demonstrated sufficient improvement in those subgroups over 3 years; or
 - o the department may identify additional schools as CSI schools as deemed necessary.
- More Rigorous Intervention (MRI): Schools not exiting CSI status after 3 years receiving support.

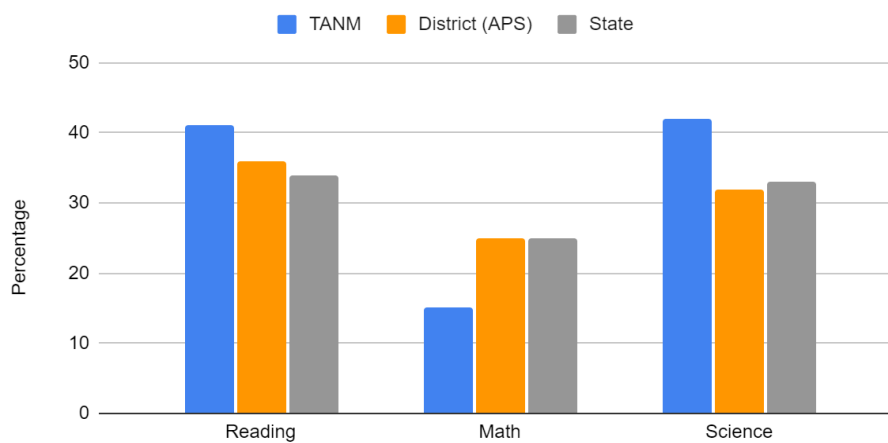
Details and criteria for each type of designation are provided on the [NMVISTAS](#) web page.

For the school year 2022-23, **Tierra Adentro** received a designation of **Traditional**.

Proficiency

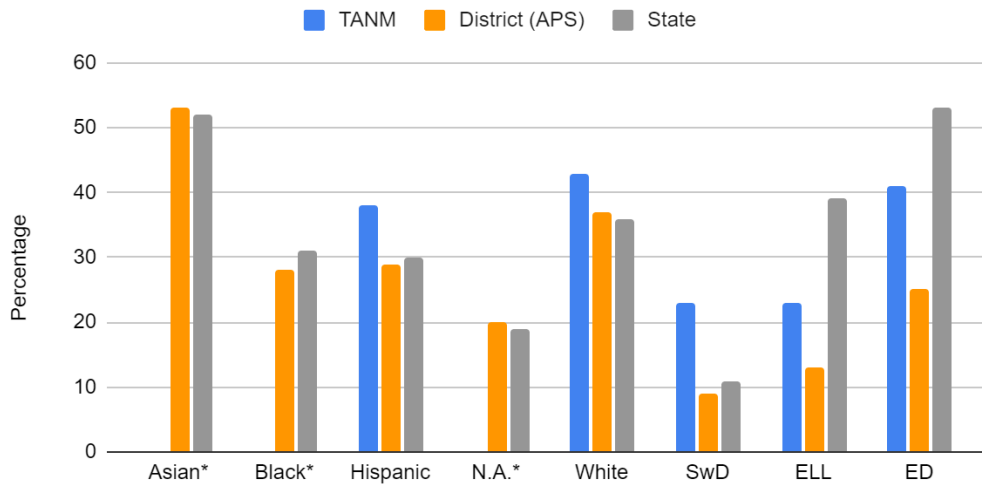
Because science is assessed only in grades 5, 8, and 11, schools that do not serve these grades do not have science proficiency data.

Percent of Students Proficient in Core Subjects 2022-23



Source: NMVistas.org

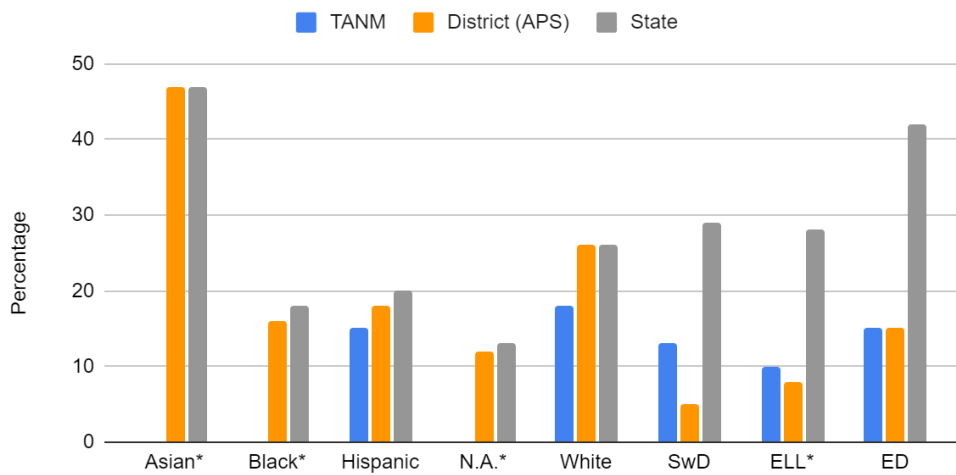
Percent Proficient in Reading by Subgroup 2022-23



Source: NMVistas.org

***Note:** groups are masked due to population size, and/or some groups are not represented in the school.

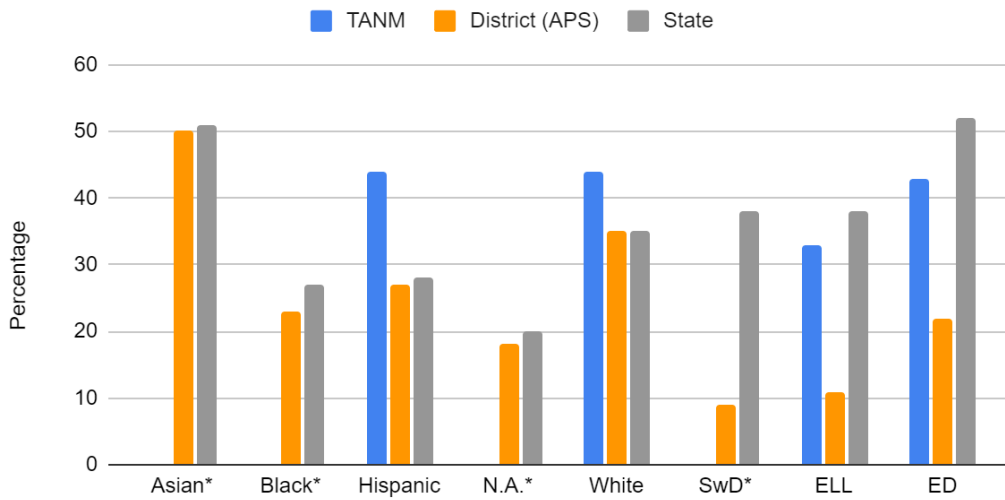
Percent Proficient in Math by Subgroup 2022-23



Source: NMVistas.org

***Note:** groups are masked due to population size, and/or some groups are not represented in the school. English language learners also masked, $\leq 10\%$ in math.

Percent Proficient in Science by Subgroup 2022-23

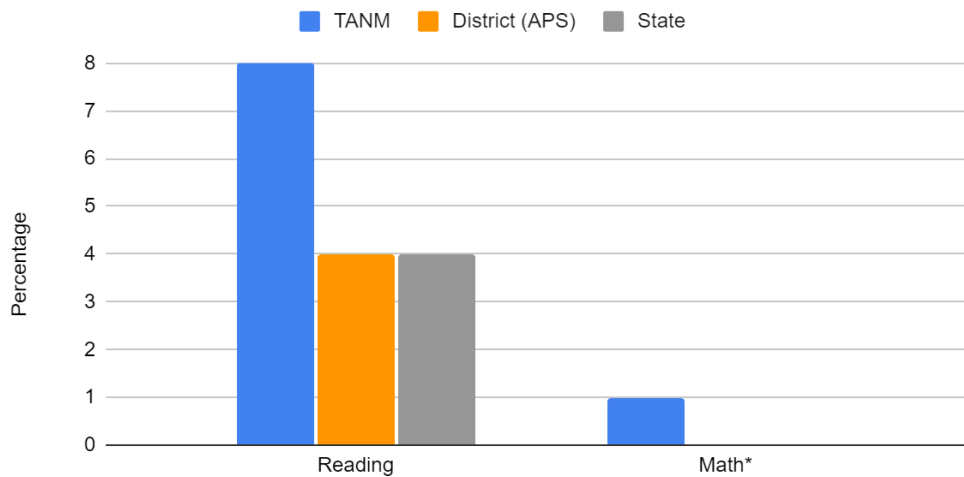


Source: NMVistas.org

***Note:** groups are masked due to population size, and/or some groups are not represented in the school.

Improvement (Growth)

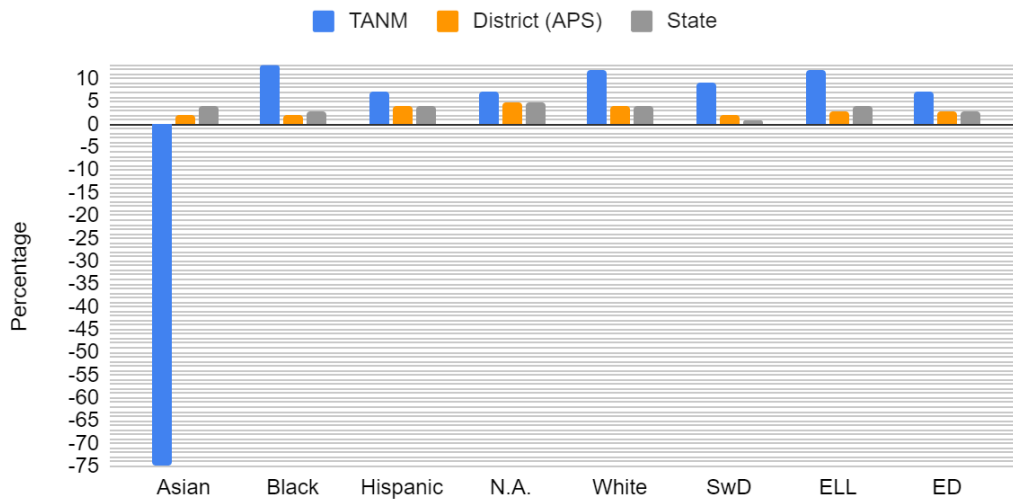
Percent Growth for All Students (2021-22 to 2022-23)



Source: Assessment, Research, Evaluation, and Accountability Bureau of PED

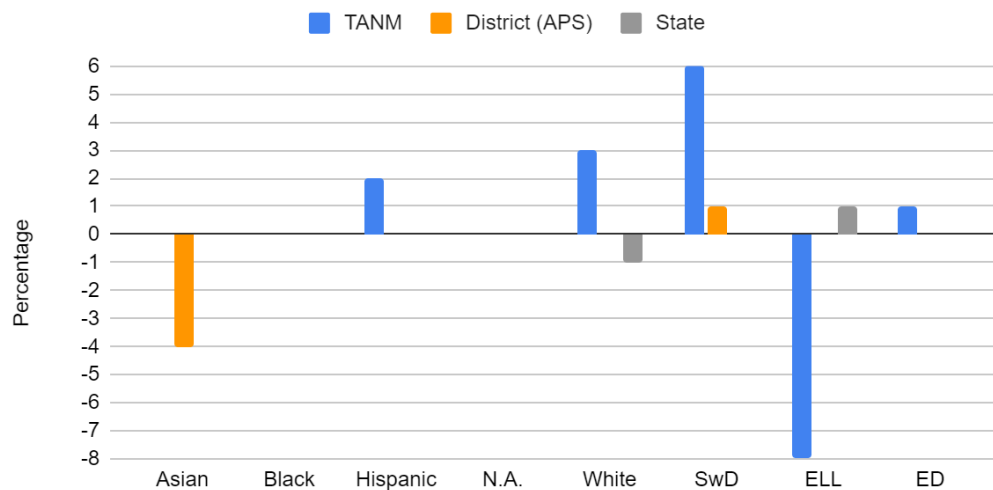
***Note:** Math growth was 0% for the state and district for SY2023.

ELA Percent Growth by Subgroup (2021-22 to 2022-23)



Source: Assessment, Research, Evaluation, and Accountability Bureau of PED

Math Percent Growth by Subgroup (2021-22 to 2022-23)



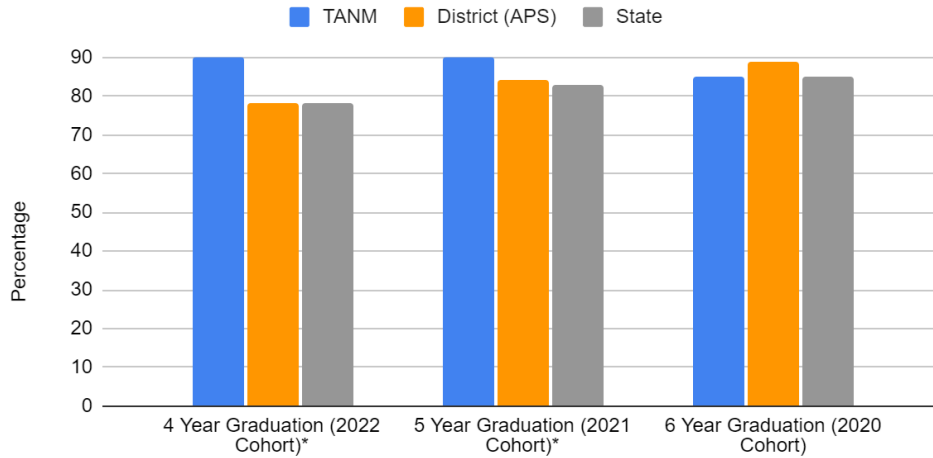
Source: Assessment, Research, Evaluation, and Accountability Bureau of PED

English Learner Progress (NMVistas): $\leq 5\%$

High School Graduation

Data refer to prior year cohorts, with the most recent 4-year graduation data available for the 2022 graduation cohort, 5-year data for the 2021 cohort, and 6-year data for the 2020 cohort. The 4-year, 5-year, and 6-year graduation rates for these years are provided with comparative data for the state and district. The 4-year rate is then disaggregated by ethnicity and student group.

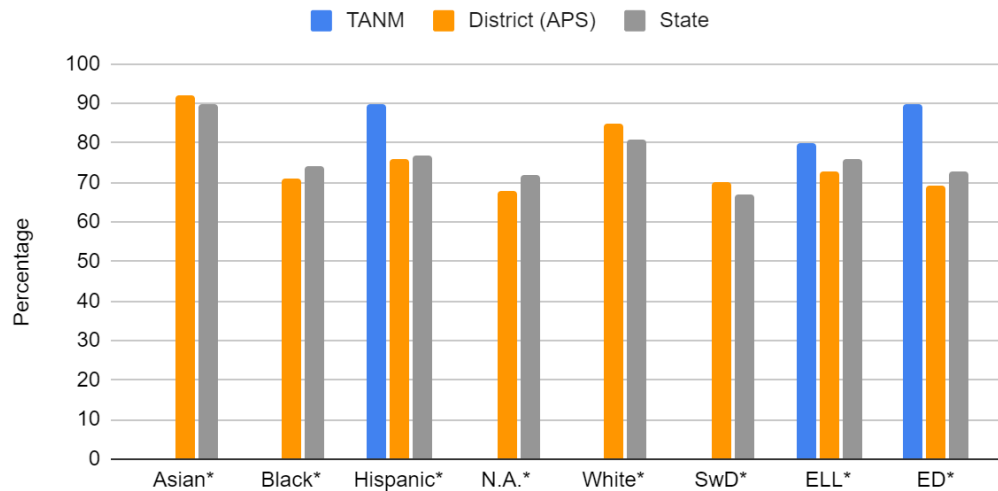
High School Graduation



Source: NMVistas.org

***Note:** data are masked for school due to population size: $\geq 90\%$ for 4-year and 5-year graduation rates.

4-Year Graduation by Subgroup



Source: NMVistas.org

***Note:** data are masked for school due to population size: $\geq 90\%$ for Hispanic and economically disadvantaged populations; $\leq 80\%$ for English language learners.

Mission-Specific Goals

Goal 1: All students in grades 6-9, enrolled on the 40th and 120th day at Tierra Adentro of New Mexico, will demonstrate proficiency by having a “C” average in all arts courses and will participate in a minimum of 5 community events.

| Performance Level | Target | Points |
|--------------------------|-----------------------------------------------------------------------------------------------------------------------------------------------------------------------------------------------------------------------------|--------|
| Exceeds Standard | Greater than 85% of students in grades 6-9, enrolled on the 40th and 120th day, will demonstrate proficiency by having a “C” average or better in all arts courses and will participate in a minimum of 5 community events. | 100 |
| Meets Standard | 70 – 85% of students in grades 6-9, enrolled on the 40th and 120th day, will demonstrate proficiency by having a “C” average or better in all arts courses and will participate in a minimum of 5 community events. | 75 |
| Does Not Meet Standard | 60 - 69% of students in grades 6-9, enrolled on the 40th and 120th day, will demonstrate proficiency by having a “C” average in all arts courses and will participate in a minimum of 5 community events. | 25 |
| Falls Far Below Standard | Less than 60% of students in grades 6-9, enrolled on the 40th and 120th day, will demonstrate proficiency by having a “C” or below average in all arts courses and will participate in a minimum of 5 community events. | 0 |

Rating: Exceeds Standard- 91% student attainment- **100 pts.**

Goal 2: All students in grades 10-12, enrolled on the 40th and 120th day at Tierra Adentro of New Mexico, will demonstrate proficiency by having a “B” average or better in all arts focus classes and will participate in a minimum of 5 community events.

| Performance Level | Target | Points |
|--------------------------|---------------------------------------------------------------------------------------------------------------------------------------------------------------------------------------------------------------|--------|
| Exceeds Standard | Greater than 85% of students, enrolled on the 40th and 120th day, will demonstrate proficiency by having a “B” average or better in all arts courses and will participate in a minimum of 5 community events. | 100 |
| Meets Standard | 70 - 85% or more of students, enrolled on the 40th and 120th day, will demonstrate proficiency by having a “B” average or better in all arts courses and will participate in a minimum of 5 community events. | 75 |
| Does Not Meet Standard | 60 - 69% of students, enrolled on the 40th and 120th day, will demonstrate proficiency by having a “B” average in all arts courses and will participate in a minimum of 5 community events. | 25 |
| Falls Far Below Standard | Fewer than 60% of students, enrolled on the 40th and 120th day, will demonstrate proficiency by having a “B” or below average in all arts courses and will participate in a minimum of 5 community events. | 0 |

Rating: Exceeds Standard- 86% student attainment- **100 pts.**

Organizational and Financial Performance Framework

2022-23 Overall Rating: Meets Standard

Pursuant to the [PEC Performance Framework and Accountability System](#), schools receive ratings of **Meets Standard**, **Working to Meet Standard**, or **Does Not Meet Standard** for individual indicators in the framework. Explanations for any rating other than Meets Standard are provided below.

The school also receives an overall rating of either **Meets Standard** or **Does Not Meet Standard** for the year. If a school receives a **Does Not Meet Standard** rating for three or more indicators, it will receive an overall rating of **Does Not Meet Standard**.

If a school receives a **Does Not Meet Standard** rating, on any indicator, the CSD and PEC may conduct a closer review the following year on that indicator, and/or the PEC may require the school to submit a corrective action plan in order to specify actions and a timeline to correct the performance deficiency.

A school may receive a **Working to Meet Standard** rating on multiple indicators and still receive an overall rating of **Meets Standard**. If a school receives this rating across multiple years, the CSD and PEC may conduct a closer review the following year on that indicator, and the school will need to address the issue in its renewal application at the end of its charter term.

| Tierra Adentro of New Mexico | 2020-21 | 2021-22 | 2022-23 |
|-------------------------------------------------|--------------------------|--------------------------|--------------------------|
| Organizational and Financial Performance | | | |
| 1a Mission and Educational Program | Meets Standard | Meets Standard | Meets Standard |
| 1b State Assessment Requirements | Not Reviewed | Does Not Meet Standard | Working to Meet Standard |
| 1c Rights of Students with Disabilities | Meets Standard | Meets Standard | Meets Standard |
| 1d Rights of English Learners | Working to Meet Standard | Meets Standard | Meets Standard |
| 1e Meeting Program Requirements | Assurances | Meets Standard | Meets Standard |
| 1f NM DASH Plan | N/A | Meets Standard | N/A |
| 2a Financial Reporting and Compliance | Working to Meet Standard | Meets Standard | Meets Standard |
| 2b Accounting Principles | Meets Standard | Meets Standard | Does Not Meet Standard |
| 2c Responsive to Audit Findings | Meets Standard | Meets Standard | Meets Standard |
| 2d Managing Grant Funds | Meets Standard | Meets Standard | Meets Standard |
| 2e Staffing for Fiscal Management | Meets Standard | Meets Standard | Meets Standard |
| 2f Internal Controls | Meets Standard | Meets Standard | Meets Standard |
| 3a Governance Requirements | Working to Meet Standard | Working to Meet Standard | Working to Meet Standard |
| 3b Nepotism, Conflict of Interest | Assurances | Meets Standard | Meets Standard |
| 3c Reporting Requirements | Assurances | Meets Standard | Meets Standard |
| 4a Rights of All Students | Assurances | Meets Standard | Meets Standard |
| 4b Attendance and Retention | Meets Standard | Working to Meet Standard | Working to Meet Standard |
| 4c Staff Credentialing | Meets Standard | Meets Standard | Meets Standard |
| 4d Employee Rights | Assurances | Meets Standard | Meets Standard |
| 4e Background Checks, Ethics | Assurances | Meets Standard | Meets Standard |
| 5a Facilities | Assurances | Meets Standard | Meets Standard |
| 5b Transportation | Assurances | Meets Standard | N/A |
| 5c Health and Safety | Assurances | Meets Standard | Meets Standard |
| 5d Handling Information | Assurances | Meets Standard | Meets Standard |

Explanation of 2022-23 Indicator Ratings

- 1.b. Assessment participation 94% in Science (target 95%); Meets the Standard for ELA and Math participation.
- 2.b. School had 2 audit findings (1) material weakness.
- 3.a. As of July 3, 2023 one governing board member only completed 2 hours of training.
- 4.b. EOY: Attendance rate is 92% (Attendance rate must be 95%).

Site Visit Attendees

Wednesday, March 27, 2023

CSD Team: Martica Davis (Lead), Frank McColloch, Kyle Wood, and Kimberly Gonzales

School Leadership: Veronica Torres, Head Administrator

Governing Board: Ted Baca and Sandy Martinez