



STATE OF NEW MEXICO
PUBLIC EDUCATION DEPARTMENT
300 DON GASPAR
SANTA FE, NEW MEXICO 87501-2786
Telephone (505) 827-5800
www.ped.state.nm.us

MARIANA D. PADILLA
SECRETARY DESIGNATE OF PUBLIC EDUCATION

MICHELLE LUJAN GRISHAM
GOVERNOR

**Charter Schools Division
2023-24 Annual Report
Revised December 19, 2024**

School Name: Horizon Academy West

School Address: 3021 Todos Santos NW Albuquerque, NM 87120

Head Administrator: Carissa L. Cantrell

Governing Board Chair: Storm Gonzalez

Business Manager: Alice Duran

Authorized Grade Levels: K-5

Grade Levels Served: K-5

Authorized Enrollment Cap: 500

2023-24 120D Enrollment: K-5 457 (PreK- 39)

Contract Term: 2023-2028

CAPs or Conditions: none

Notice from 2022-23 Annual Report: Not applicable; the school renewed in 2023, therefore, an Annual Report was not required for 2022-23.

Waivers: Individual class load, length of school day, purchase of instructional materials, school principal duties, staffing patterns, subject area and teaching load.

Mission: Horizon Academy West has a commitment to educational excellence, and our staff is dedicated to providing a rigorous, creative, well-rounded education for all students. Our school is committed to helping each student master his or her subjects, and learn to think-critically and creatively.

Educational Program:

A. Every student participates in a daily reading block at their reading level with both whole group and small group instruction. Students are evaluated several times a year for placement at their level using the School's short cycle assessment. Between evaluations, teachers identify students who are outpacing their group or struggling and have students moved at the teachers' discretion to a group with a commensurate skill set.

As evidence of Section A, the School will provide lesson plans, classroom schedules, observations, DRA assessment/level, !station data {level movement, Intervention Data {if applicable), teacher interviews, district test coordinator interviews, leadership interviews

B. In addition to whole group instruction, every student participates in small group instruction for math; students move to a higher level as they become proficient at their initial placement.

As evidence of Section B, the School will provide lesson plans, classroom schedules, observations, DRA assessment/level, !station data (level movement, Intervention Data {if applicable), teacher interviews, district test coordinator interviews, leadership interviews

C. Project based learning and the use of technology and equipment is integrated into classroom strategies to improve levels of achievement of the state standards and benchmarks, which includes technology literacy.

As evidence of section C, the School will provide Lesson Plans, Observations, Computer Lab pull-out class, technology literacy project rubric and data in the School-specific goal).

D. Students attend school four days a week.

As evidence of section D, the School will provide calendar, schedules, and attendance data.

E. Every grade level participates in a Community Service Project each year.

As evidence of section E, the School will provide a list of the community service projects for the year and the grade levels and number of students participating. In addition, the school may provide documentation that shows the participation such as the letters of participation from the community organizations, newsletters, announcements, fliers, pictures of projects, and sign-up sheets.

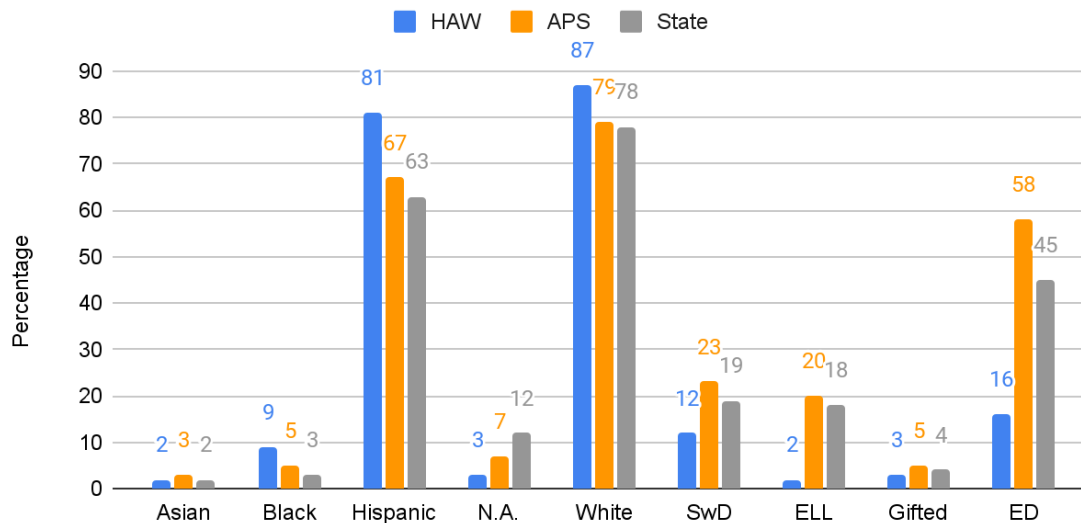
F. Horizon Academy West holds various family engagement events such as Art Expo, Math and Science Nights, and Literacy Nights.

As evidence of section F, the School will provide family sign-in sheets, newsletter announcements, pictures of events, and social media announcements.

Demographics as reported in Nova 2023-24 (120-Day)

Note. Students are identified as Hispanic independently of their race.

Enrollment by Subgroup (120D) 2023-24



Source: Nova Enrollment Subgroup Percentages with Averages

Academic Performance

Academic Performance Framework Indicators	2022-23 Score (100 points possible)	2023-24 Score (100 points possible)
1: State Accountability System: NMVistas Overall Score	Spotlight 75.9	Spotlight 67.5*
2: Subgroup performance: high, middle, and low-performing quartiles	unavailable	unavailable
3: School-specific Goals: if two goals, average of points on each	exempt for 2022-23 (renewal year)	25
Overall Academic Score: average of indicators 1 and 3	N/A	46.25

*Note: Per NM Vistas, point totals from SY22-23 and SY23-24 cannot be compared due to changes in business rules. For more information about point differentials, refer to: [2022-23 Accountability Measures Overview](#) and [2023-24 Accountability Measures Overview.pdf - Google Drive](#)

State Accountability System:

State and federal statute mandates accountability for all public schools. This section provides a snapshot of the school’s academic performance according to data collected by the Public Education Department (PED) for the school years 2021-22, 2022-23, and 2023-24.

The New Mexico State Accountability System ([NM Vistas](#)) gives every public school in the state an overall score. NM Vistas scored schools according to the following designations:

<p>Spotlight: Top 25% of schools, excluding schools with designations of CSI, Graduation Rate or TSI/ATSI</p>	<p>Traditional: No other designation</p>	<p>TSI (Targeted Support and Improvement): Multi-year low performing subgroup(s)</p>
		<p>ATSI (Additional Targeted Support and Improvement): TSI in the lowest 5% of schools. Exit from ATSI status requires an increase in subgroup performance in both of the next 2 years.</p>
		<p>CSI (Comprehensive Support): Lowest 5% of all schools; OR 3 years in ATSI; OR 3-year average of 4-Year Graduation rate is below 66.67%</p>
		<p>MRI (More Rigorous Intervention): on CSI for 3 years</p>

Note: According to the May 20, 2024 NM Vistas revision, the highest **overall** designation a school may receive is “Spotlight,” however, an additional designation/distinction of “Excellence” is assigned to schools scoring above the 90th percentile on specific indicators.

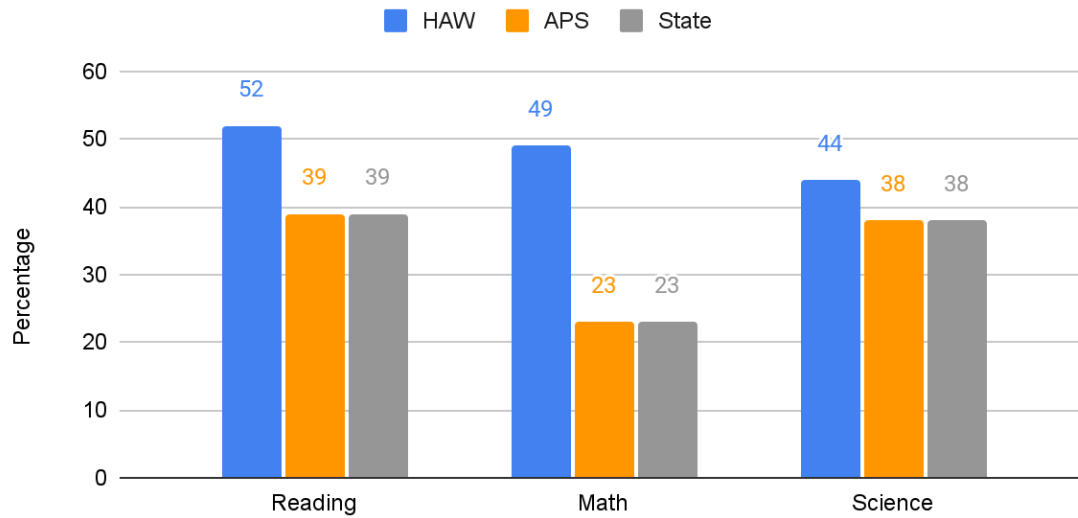
Refer to the [2023-24 Accountability Measures Overview](#) for a summary of indicators included in Vistas calculations. Further details and criteria for each designation are provided in the *Accountability Technical Manual* linked to the [NM Vistas](#) web page.

For the school year 2023-24, **Horizon Academy West** received a designation of **Spotlight**.

Proficiency

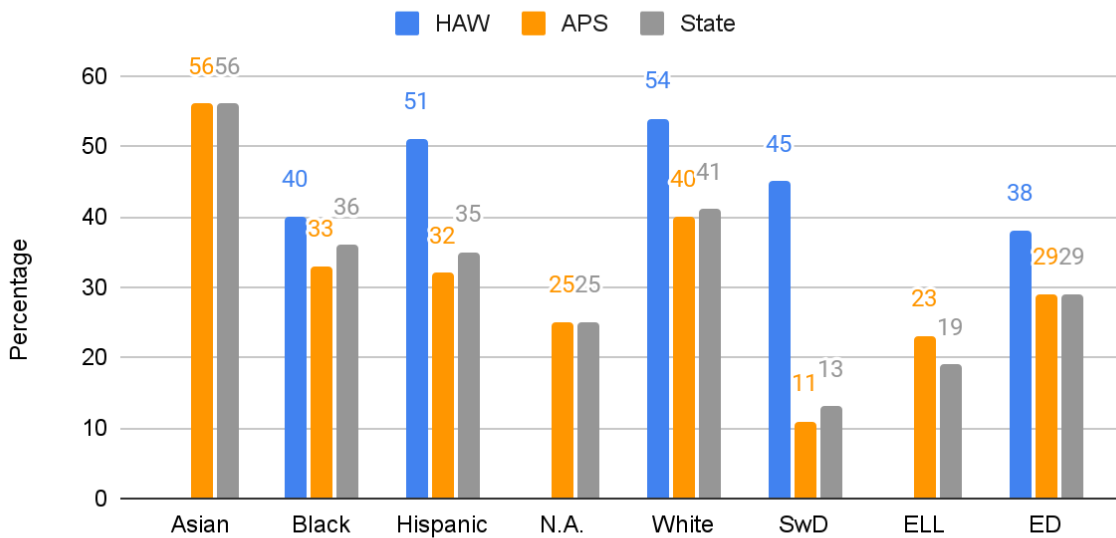
Because science is assessed only in grades 5, 8, and 11, schools that do not serve these grades do not have science proficiency data.

Percent of Students Proficient in Core Subjects 2023-24



Source: NMVistas.org

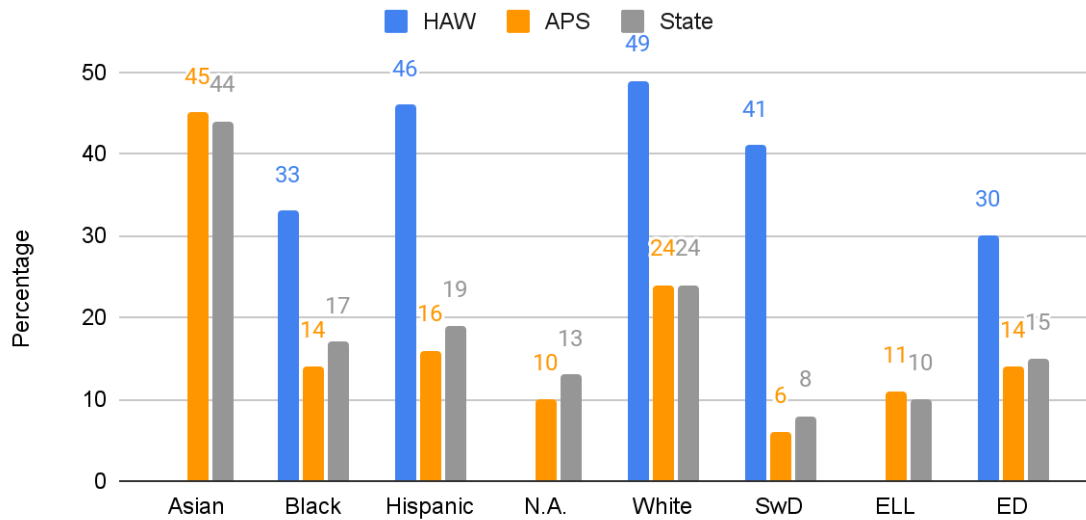
Percent Proficient in Reading by Subgroup 2023-24



Source: NMVistas.org

Note: groups are masked due to population size, and/or some groups are not represented in the school.

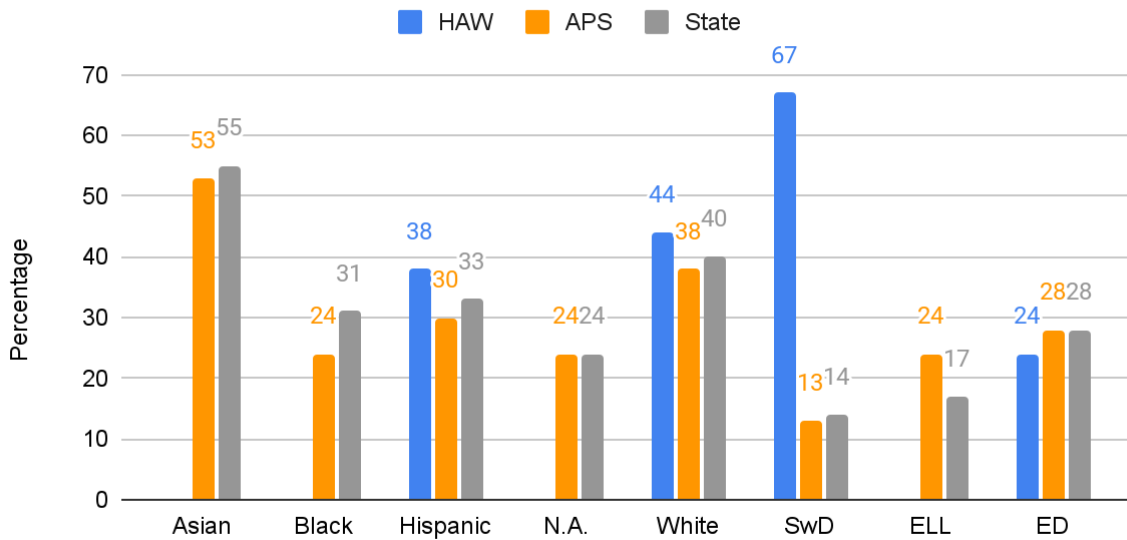
Percent Proficient in Math by Subgroup 2023-24



Source: NMVistas.org

Note: groups are masked due to population size, and/or some groups are not represented in the school.

Percent Proficient in Science by Subgroup 2023-24



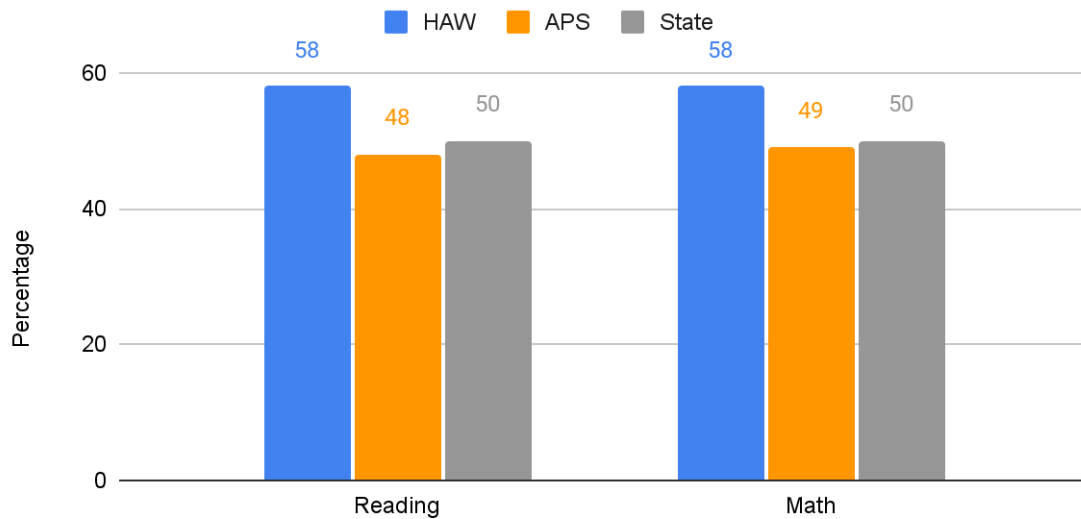
Source: NMVistas.org

Note: groups are masked due to population size, and/or some groups are not represented in the school.

Growth

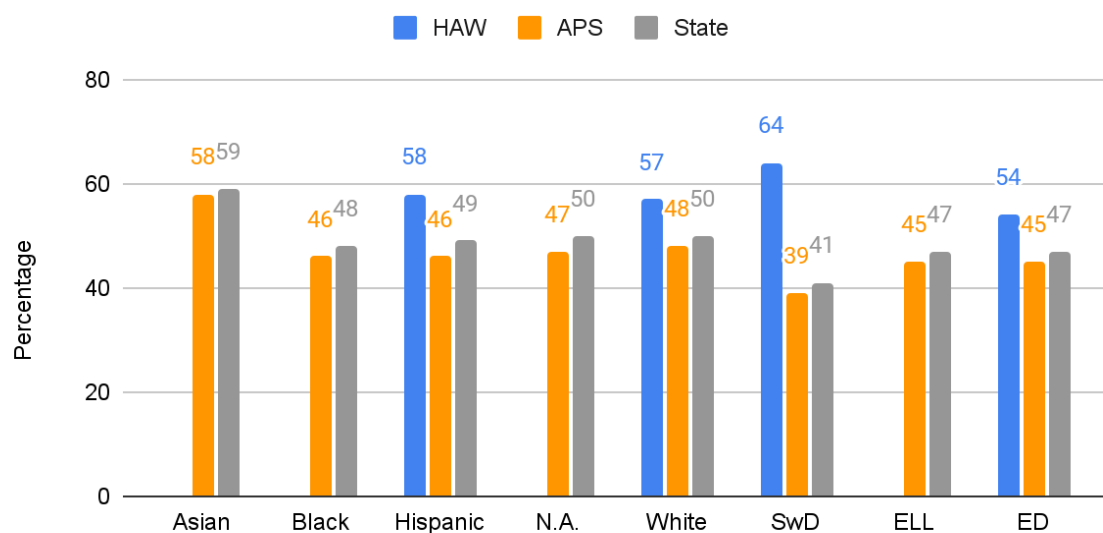
Definition per NM Vistas: median growth of students (Student Growth Percentile, or SGP) in math or reading compared to their peers who had similar scores on previous tests. Percentile ranges from 34-66 represent about a year's growth typical for the academic peer group. Growth is not available for high school students as data is limited to 11th grade SAT and Assessment of Science Readiness (ASR).

Growth Percentile for All Students (2022-23 to 2023-24)



Source: NMVistas.org

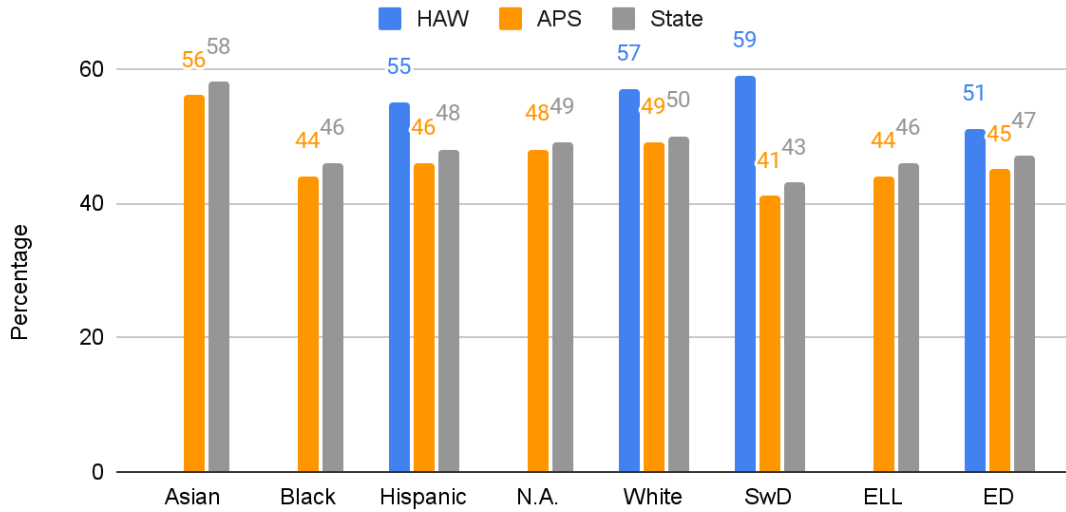
Reading Growth Percentile by Subgroup (2022-23 to 2023-24)



Source: NMVistas.org

Note: groups are masked due to population size.

Math Growth Percentile by Subgroup (2022-23 to 2023-24)



Source: NMVistas.org

Note: groups are masked due to population size.

English Learner Progress (ELP):

English Learner Progress measures the percentage of students currently identified for EL services who are on track toward achieving English language proficiency (an ACCESS score of 4.7 or higher) within five years as measured by the ACCESS English language development assessment. (NMVistas.org)

HAW ELP: 27.3%	APS ELP: 18.2%	State ELP: 17.5%
-----------------------	-----------------------	-------------------------

Source: NMVistas.org

Mission-Specific Goals

Goal: Horizon Academy West is committed to providing a rigorous, creative, and well-rounded education for all students through the integration of technology where all students will be challenged and encouraged to think critically and creatively to improve levels of achievement of state standards and benchmarks.

Performance Level	Target	Points
	Technology Literacy Portfolio is an internally created school rubric. A score of 3 is the highest score on the rubric and reflects	

	that a student is proficient in the skill for a student in that grade. Istation levels are assessed through the Istation technology. Scoring is 1-5, with 3 being at grade level.	
Exceeds Standards	81% or more of students in grades K-5, enrolled on the 40th and 120th days, will receive a 3 or better on the EOY Technology Literacy Portfolio and a 3 or better on Istation by EOY.	100
Meets Standards	70%-80% of students in grades K-5, enrolled on the 40th and 120th days, will receive a 3 or better on the EOY Technology Literacy Portfolio and a 3 or better on Istation by EOY.	75
Working to Meet Standard	50-69% of students in grades K-5, enrolled on the 40th and 120th days, will receive a 3 or better on the EOY Technology Literacy Portfolio and a 3 or better on Istation by EOY.	25
Falls Far Below Standard	Less than 50% of students in grades K-5, enrolled on the 40th and 120th days, will receive a 3 or better on the EOY Technology Literacy Portfolio and a 3 or better on Istation by EOY.	0

Rating: 66.96% of FAY Students who tested attained. Working to Meet Standard. **Score: 25**

Organizational and Financial Performance Framework

2023-24 Overall Rating: Meets Standard

Pursuant to the [PEC Performance Framework and Accountability System](#), schools receive ratings of **Meets Standard**, **Working to Meet Standard**, or **Does Not Meet Standard** for individual indicators in the framework. Explanations for any rating other than Meets Standard are provided below.

The school also receives an overall rating of either **Meets Standard** or **Does Not Meet Standard** for the year. If a school receives a **Does Not Meet Standard** rating for three or more indicators, it will receive an overall rating of **Does Not Meet Standard**.

If a school receives a **Does Not Meet Standard** rating, on any indicator, the CSD and PEC may conduct a closer review the following year on that indicator, and/or the PEC may require the school to submit a corrective action plan in order to specify actions and a timeline to correct the performance deficiency.

A school may receive a **Working to Meet Standard** rating on multiple indicators and still receive an overall rating of **Meets Standard**. If a school receives this rating across multiple years, the CSD and PEC may conduct a closer review the following year on that indicator, and the school will need to address the issue in its renewal application at the end of its charter term.

Multi-year Performance Framework Ratings

Horizon Academy West	2023-24
Organizational and Financial Performance Ratings	
1a Mission and Educational Program	Meets Standard
1b State Assessment Requirements	Meets Standard
1c Rights of Students with Disabilities	Meets Standard
1d Rights of English Learners	Meets Standard
1e Meeting Program Requirements	Meets Standard
1f NM DASH Plan	N/A
2a Governance Requirements	Meets Standard
2b Nepotism, Conflict of Interest	Meets Standard
2c Reporting Requirements	Meets Standard
3a Rights of All Students	Meets Standard
3b Attendance and Retention	Working to Meet Standard
3c Staff Credentialing	Meets Standard
3d Employee Rights	Meets Standard
3e Background Checks, Ethics	Meets Standard
4a Facilities	Meets Standard
4b Transportation	N/A
4c Health and Safety	Meets Standard
4d Handling Information	Meets Standard
4e Information accessible to the public	Meets Standard
4f School climate	Meets Standard
5a Financial Reporting and Compliance	Meets Standard
5b Accounting Principles	Does Not Meet Standard
5c Responsive to Audit Findings	Meets Standard
5d Managing Grant Funds	Meets Standard
5e Staffing for Fiscal Management	Meets Standard
5f Internal Controls	Meets Standard

Explanation of 2023-24 Indicator Ratings

3.b. Attendance percentage rate is 93% (95% target), retention rate is approximately 97% (80% target) and recurrent is 76% (70% target). After reviewing the school's Attendance Improvement Plan, the school has a plan to engage students and parents.

5.b. 3 New Audit findings, (1) Material weakness.

Site Visit Attendees

February 27, 2024

CSD Team: Martica Davis (lead), Rachel Stofocik, Kristen LaVolpa, Julianna Montoya and Kimberly Gonzales (virtual)

School Leadership: Carissa Cantrell (head administrator) and Andrea Gallegos

Governing Board: Storm Gonzalez and Christen Hagemann