



STATE OF NEW MEXICO  
PUBLIC EDUCATION DEPARTMENT  
300 DON GASPAR  
SANTA FE, NEW MEXICO 87501-2786  
Telephone (505) 827-5800  
[www.ped.state.nm.us](http://www.ped.state.nm.us)

MARIANA D. PADILLA  
SECRETARY DESIGNATE OF PUBLIC EDUCATION

MICHELLE LUJAN GRISHAM  
GOVERNOR

**Charter Schools Division  
2023-24 Annual Report  
Revised December 20, 2024**

**School Name:** New America School of Las Cruces

**School Address:** 207 S. Main Street Las Cruces, NM 88001

**Head Administrator:** Margarita Porter

**Governing Board Chair:** Susie Kimble

**Business Manager:** Ashley Wolfel

**Authorized Grade Levels:** 9-12

**Grade Levels Served:** 9-12

**Authorized Enrollment Cap:** 450

**2023-24 Enrollment:** 183 (NMVistas.org: Enrollment Count from Avg. of 80 & 120 day Active Students Report)

**Contract Term:** 2022-2027

**CAPs or Conditions:** none

**Notice from 2022-23 Annual Report:** Satisfactory performance

**Unsatisfactory terms that need to be addressed from 2022-23 Annual Report:** the PEC has identified several areas of unsatisfactory performance related to the Vistas designation of Comprehensive Support School (CSI)- Graduation, "working to meet" performance on one Mission Specific goal, and organizational concerns listed on page 11 of the annual report, indicators 1.b., and 3.c.

**Progress from 2022-23 Notice to 2023-24:**

- Vistas designation of Comprehensive Support School (CSI)- Graduation: the school's designation is still CSI.Grad in 2023-24.
- "Working to Meet" performance on one Mission-Specific goal: in 2023-24, the school earned Meets on both Mission-Specific Goals.
- Indicators 1.b. State Assessment Requirements and 3.c. Staff Credentialing: both indicators earned repeat Does Not Meet ratings in 2022-23 and 2023-24.

**Waivers:** Graduation Requirements, Individual Class Load, Length of School Day, Purchase of Instructional Material, Teaching Load

**Mission:** To empower all students, especially the academically underserved, with the educational support they need to reach their potential, succeed in life and realize the American Dream.

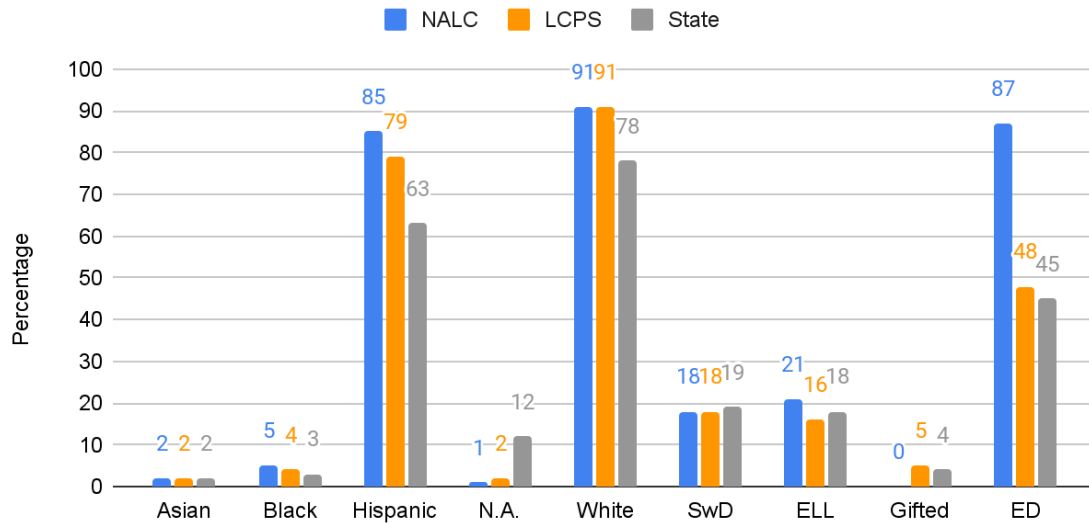
**Educational Program:**

- i. Each classroom has essential parts to each lesson which are reflected in teacher lesson plans. A warm-up or question to trigger prior knowledge, guided instruction, student practice or application, and exit. Within each lesson, students are required to SWRL: speak, write, read, and listen.
- ii. The school implements best practices for second language learners (e.g., WIDA).
- iv. Students over the age of 18 have the opportunity to attend NAS-LC classes after the traditional school day.
- v. All full-time teachers annually receive professional development to support vocabulary and content objectives.

## Demographics as reported in Nova 2023-24 (120-Day)

Note. Students are identified as Hispanic independently of their race.

### Enrollment by Subgroup (120D) 2023-24



Source: Nova Enrollment Subgroup Percentages with Averages

## Academic Performance

Academic Performance Framework Indicators	2022-23 Score (100 points possible)	2023-24 Score (100 points possible)
1: State Accountability System: NMVistas Overall Score	<b>CSI 39.4</b>	<b>CSI.Grad 32.8*</b>
2: Subgroup performance: high, middle, and low-performing quartiles	unavailable	unavailable
3: School-specific Goals: if two goals, average of points on each	<b>50</b>	<b>75</b>
<b>Overall Academic Score: average of indicators 1 and 3</b>	<b>44.7</b>	<b>53.9</b>

\*Note: Per NM Vistas, point totals from SY22-23 and SY23-24 cannot be compared due to changes in business rules. For more information about point differentials, refer to: [2022-23 Accountability Measures Overview](#) and [2023-24 Accountability Measures Overview.pdf - Google Drive](#)

**State Accountability System:**

State and federal statute mandates accountability for all public schools. This section provides a snapshot of the school’s academic performance according to data collected by the Public Education Department (PED) for the school years 2021-22, 2022-23, and 2023-24.

The New Mexico State Accountability System ([NM Vistas](#)) gives every public school in the state an overall score. NM Vistas scored schools according to the following designations:

<p><b>Spotlight:</b> Top 25% of schools, excluding schools with designations of CSI, Graduation Rate or TSI/ATSI</p>	<p><b>Traditional:</b> No other designation</p>	<p><b>TSI (Targeted Support and Improvement):</b> Multi-year low performing subgroup(s)</p>
		<p><b>ATSI (Additional Targeted Support and Improvement):</b> TSI in the lowest 5% of schools. Exit from ATSI status requires an increase in subgroup performance in both of the next 2 years.</p>
		<p><b>CSI (Comprehensive Support):</b> Lowest 5% of all schools; OR 3 years in ATSI; OR 3-year average of 4-Year Graduation rate is below 66.67%</p>
		<p><b>MRI (More Rigorous Intervention):</b> on CSI for 3 years</p>

**Note:** According to the May 20, 2024 NM Vistas revision, the highest **overall** designation a school may receive is “Spotlight,” however, an additional designation/distinction of “Excellence” is assigned to schools scoring above the 90th percentile on specific indicators.

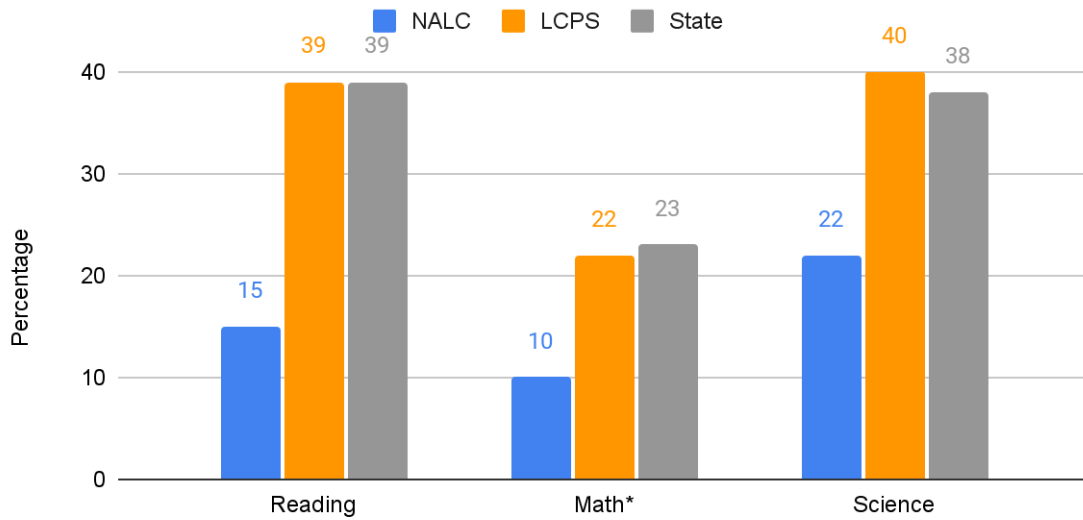
Refer to the [2023-24 Accountability Measures Overview](#) for a summary of indicators included in Vistas calculations. Further details and criteria for each designation are provided in the *Accountability Technical Manual* linked to the [NM Vistas](#) web page.

For the school year 2023-24, **New America School of Las Cruces** received a designation of **CSI.Grad.**

**Proficiency**

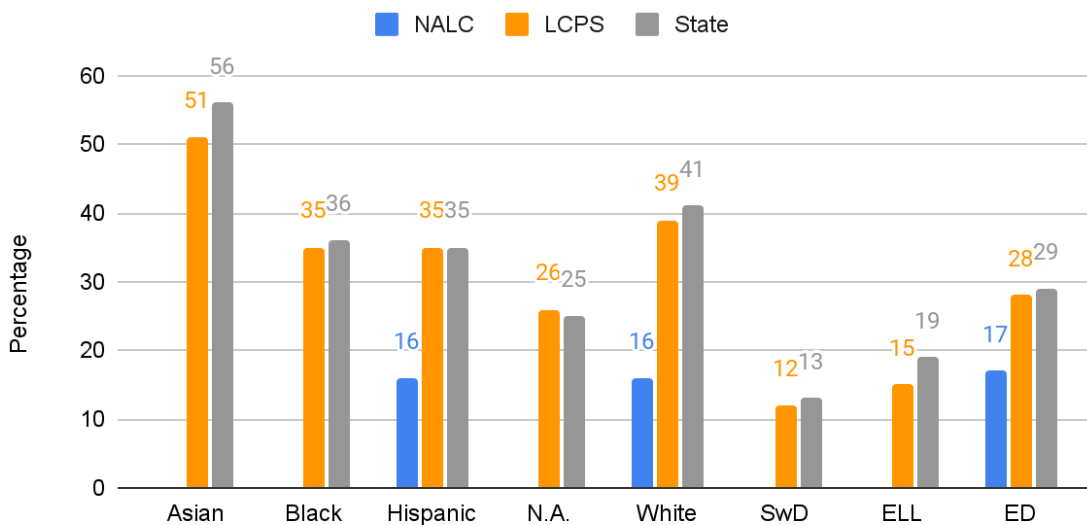
Because science is assessed only in grades 5, 8, and 11, schools that do not serve these grades do not have science proficiency data.

## Percent of Students Proficient in Core Subjects 2023-24



Source: NMVistas.org

## Percent Proficient in Reading by Subgroup 2023-24



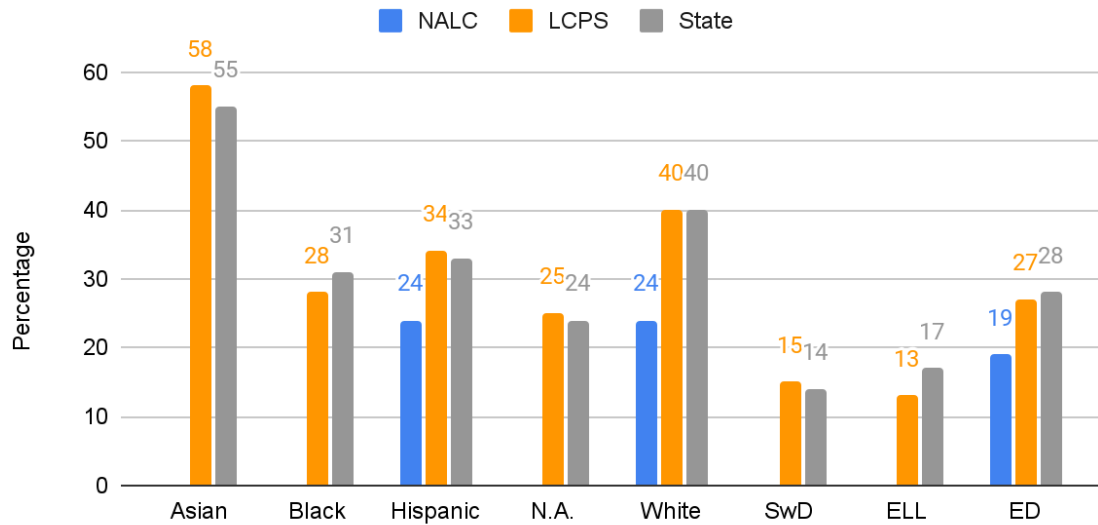
Source: NMVistas.org

**Note:** groups are masked due to population size, and/or some groups are not represented in the school.

### Math

**Note:** proficiency rates in math are **masked** for New America Las Cruces, per NM Vistas: [NM Vistas | New America School – Las Cruces](#)

## Percent Proficient in Science by Subgroup 2023-24



Source: NMVistas.org

**Note:** groups are masked due to population size, and/or some groups are not represented in the school.

### Growth

**Definition per NM Vistas:** median growth of students (Student Growth Percentile, or SGP) in math or reading compared to their peers who had similar scores on previous tests. Percentile ranges from 34-66 represent about a year's growth typical for the academic peer group. Growth is not available for high school students as data is limited to 11th grade SAT and Assessment of Science Readiness (ASR).

### English Learner Progress (ELP):

English Learner Progress measures the percentage of students currently identified for EL services who are on track toward achieving English language proficiency (an ACCESS score of 4.7 or higher) within five years as measured by the ACCESS English language development assessment. (NMVistas.org)

<b>NALC ELP: ≤20%</b>	<b>LCPS ELP: 17.4%</b>	<b>State ELP: 17.5%</b>
-----------------------	------------------------	-------------------------

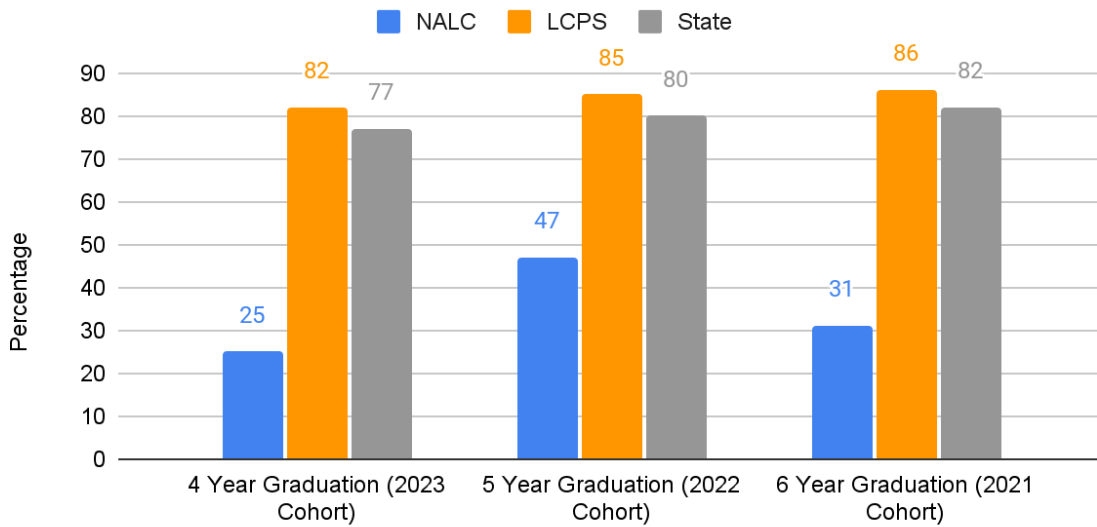
Source: NMVistas.org

### High School Graduation

Data refer to prior year cohorts, with the most recent 4-year graduation data available for the **2023** graduation cohort, 5-year data for the **2022** cohort, and 6-year data for the **2021** cohort. The 4-year,

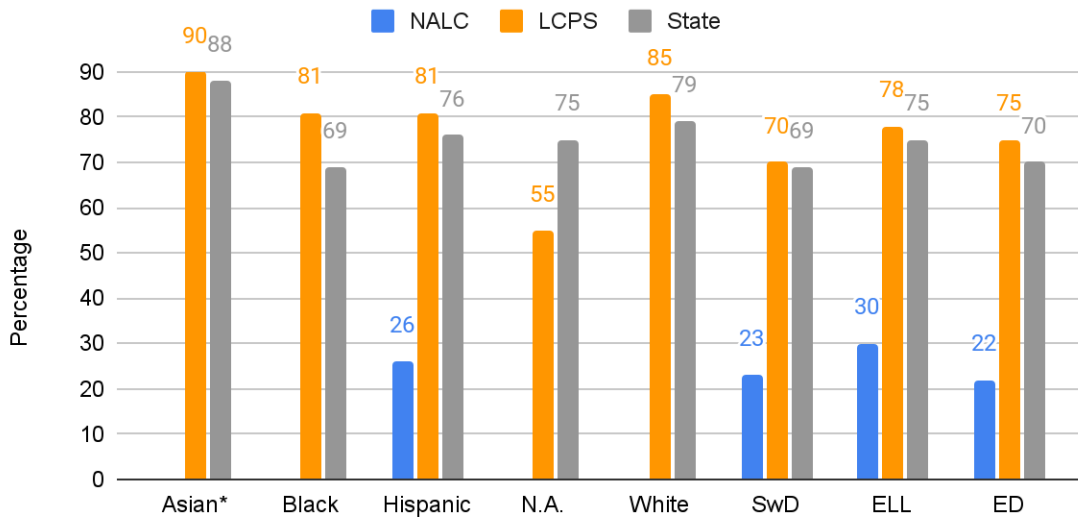
5-year, and 6-year graduation rates for these years are provided with comparative data for the state and district. The 4-year rate is then disaggregated by ethnicity and student group.

### High School Graduation



Source: NMVistas.org

### 4-Year Graduation by Subgroup



Source: NMVistas.org

**Note:** groups are masked due to population size.

**\*Note:** the district’s Asian population is partially masked, ≥90% graduation rate.

## Mission-Specific Goals

**Goal 1:** Full academic year students who are identified as ELL by 20th day, will be given an ESL placement test, such as the Off2Class Placement test. This will test them in listening, reading, writing and speaking and will be given as a pre-test in August/September and a post-test in April/May. There are 6 different levels that students will fall into, according to their English language capability, that ranges from beginners to advanced. Students will move through these stages in each area of listening, reading, writing and speaking.

\*\* Levels in Off2Class are as follows:

A1: Beginner

A2: Elementary

B1: Pre-intermediate,

B2: Intermediate

C1: Upper intermediate

C2: Advanced

Performance Level	Target	Points
Exceeds Standard	75% or more of students in the data set will improve their performance by at least 1 level in 2 areas of SWRL.	100
Meets Standard	50% - 74% or more of students in the data set will improve their performance by at least 1 level in 2 areas of SWRL.	75
Working to Meet Standard	25% - 49% or more of students in the data set will improve their performance by at least 1 level in 2 areas of SWRL.	25
Does Not Meet Standard	0% - 24% or more of students in the data set will improve their performance by at least 1 level in 2 areas of SWRL.	0

**Goal 1 Rating:** 60% attainment- Meets Standard. **Score: 75**

**Goal 2:** Students enrolled on the 40th and 120th day will improve their performance from the fall to spring by at least one level on the Workkeys National Career Readiness Certificate.

Performance Level	Target	Points
Exceeds Standard	75% or more of students in the data set improve their performance by at least one level on the Workkeys National Career Readiness Certificate from fall to spring.	100
Meets Standard	50% - 74% of students in the data set improve their performance by at least one level on the Workkeys National Career Readiness Certificate from fall to spring.	75
Working to Meet Standard	30% - 49% of students in the data set improve their performance by at least one level on the Workkeys National Career Readiness Certificate from fall to spring.	25
Does Not Meet Standard	0% - 29% of students in the data set improve their performance by at least one level on the Workkeys National Career Readiness Certificate from fall to spring.	0

**Goal 2 Rating:** 50% attainment- Meets Standard. **Score: 75**



## Organizational and Financial Performance Framework

**2023-24 Overall Rating: Meets Standard**

Pursuant to the [PEC Performance Framework and Accountability System](#), schools receive ratings of **Meets Standard**, **Working to Meet Standard**, or **Does Not Meet Standard** for individual indicators in the framework. Explanations for any rating other than Meets Standard are provided below.

The school also receives an overall rating of either **Meets Standard** or **Does Not Meet Standard** for the year. If a school receives a **Does Not Meet Standard** rating for three or more indicators, it will receive an overall rating of **Does Not Meet Standard**.

If a school receives a **Does Not Meet Standard** rating, on any indicator, the CSD and PEC may conduct a closer review the following year on that indicator, and/or the PEC may require the school to submit a corrective action plan in order to specify actions and a timeline to correct the performance deficiency.

A school may receive a **Working to Meet Standard** rating on multiple indicators and still receive an overall rating of **Meets Standard**. If a school receives this rating across multiple years, the CSD and PEC may conduct a closer review the following year on that indicator, and the school will need to address the issue in its renewal application at the end of its charter term.

## Multi-year Performance Framework Ratings

New America School - Las Cruces	2022-23	2023-24
<b>Organizational and Financial Performance Ratings</b>		
1a Mission and Educational Program	Meets Standard	Meets Standard
1b State Assessment Requirements	Does Not Meet Standard	Does Not Meet Standard
1c Rights of Students with Disabilities	Meets Standard	Meets Standard
1d Rights of English Learners	Meets Standard	Meets Standard
1e Meeting Program Requirements	Meets Standard	Meets Standard
1f NM DASH Plan	Meets Standard	Meets Standard
2a Governance Requirements	Meets Standard	Meets Standard
2b Nepotism, Conflict of Interest	Meets Standard	Meets Standard
2c Reporting Requirements	Meets Standard	Meets Standard
3a Rights of All Students	Meets Standard	Meets Standard
3b Attendance and Retention	Working to Meet Standard	Working to Meet Standard
3c Staff Credentialing	Does Not Meet Standard	Does Not Meet Standard
3d Employee Rights	Meets Standard	Meets Standard
3e Background Checks, Ethics	Meets Standard	Meets Standard
4a Facilities	Meets Standard	Meets Standard
4b Transportation	N/A	N/A
4c Health and Safety	Meets Standard	Working to Meet Standard
4d Handling Information	Meets Standard	Meets Standard
4e Information accessible to the public	Meets Standard	Meets Standard
4f School climate	Meets Standard	Meets Standard
5a Financial Reporting and Compliance	Working to Meet Standard	Meets Standard
5b Accounting Principles	Meets Standard	Meets Standard
5c Responsive to Audit Findings	Working to Meet Standard	Working to Meet Standard
5d Managing Grant Funds	Meets Standard	Meets Standard
5e Staffing for Fiscal Management	Meets Standard	Meets Standard
5f Internal Controls	Meets Standard	Meets Standard

### Explanation of 2023-24 Indicator Ratings

- 1.b. Participation rate for math and reading was 72% for both, the target is 95% for each.
- 3.b. Attendance percentage rate is 84% (95% target), retention rate is 67% (80% target) and recurrent is 45% (70% target). After reviewing the school's Attendance Improvement Plan, the school has a plan to engage students and parents.
- 3.c. Licensure discrepancies not resolved by 120D.
- 4.c. The school received a letter of Non-Compliance from Safe & Healthy Schools regarding their Safe Schools Plan. School has not reached out to Safe & healthy schools on how to get in compliance; their deadline is August 31, 2024.
- 5.c. 1 Repeat finding.

**Site Visit Attendees**

January 24, 2024

**CSD Team:** Lucy Valenzuela (lead), Dr. Brigette Russell, Cheryl Rowe and Kimberly Gonzales (remote)

**School Leadership:** Margarita Porter (head administrator) and Christina Montoya

**Governing Board:** Dr. Roberta Stathis and Jessica Castro-Buelna



The New America School-Las Cruces  
207 S. Main Street  
Las Cruces, NM 88001  
(575) 527-9085  
Lcnas.org

Hon. Jared Polis, Founder  
Susie Kimble, President  
Margarita Porter, Superintendent

Date: December 4, 2024

To: PEC and CSD

From: Margarita L. Porter, Superintendent/Principal

Re: Formal Statement to PEC

---

New America School-Las Cruces appreciates the work of the Charter School Division and the Public Education Commission. We acknowledge there are areas to improve. We would like to share with you the following considerations related to sections identified as “Does Not Meet”:

1.b: Please note that participate rate for math and reading the previous year, (2022-23) was 64%. For 2023-24, the participation rate increased to 72%. That is an 8% increase in participation.

3.b. New America did indeed submission of an attendance improvement plan to the PED portal <https://afsa.ped.state.nm.us> as required. We would ask CSD to monitor this site via desktop to identify our plan and those of all schools. The copy of the PED plan is also included in this response. The improvement plan resulted in the overall chronic absence rate decrease from 60.29% to 57.63% in one year. All of our efforts and tiers of support are detailed in the plan.

3. c.: NAS-LC is currently showing no errors for this year. It will be closely monitored.

4.c: NAS-LC is now in compliance.

5.c. In 2022-23, NAS had 2 findings, this year, only one.

New America School-Las Cruces is showing overall improvement in the areas listed above.