



STATE OF NEW MEXICO  
PUBLIC EDUCATION DEPARTMENT  
300 DON GASPAR  
SANTA FE, NEW MEXICO 87501-2786  
Telephone (505) 827-5800  
[www.ped.state.nm.us](http://www.ped.state.nm.us)

MARIANA D. PADILLA  
SECRETARY DESIGNATE OF PUBLIC EDUCATION

MICHELLE LUJAN GRISHAM  
GOVERNOR

**Charter Schools Division  
2023-24 Annual Report  
December 20, 2024**

**School Name:** New Mexico Academy for the Media Arts

**School Address:** 4401 Central Ave. NE, Bldg. 2 Albuquerque, NM 87108

**Head Administrator:** John Rodarte

**Governing Board Chair:** Carolyn Carlson

**Business Manager:** Ashley Woodard

**Authorized Grade Levels:** 6-12

**Grade Levels Served:** 6-12

**Authorized Enrollment Cap:** 360

**2023-24 Enrollment:** 144 (NMVistas.org: Enrollment Count from Avg. of 80 & 120 day Active Students Report)

**Contract Term:** 2023-2028

**CAPs or Conditions:** none

**Notice from 2022-23 Annual Report:** Not applicable; the school renewed in 2023, therefore, an Annual Report was not required for 2022-23.

**Waivers:** none

**Mission:**

New Mexico Academy for the Media Arts offers secondary students a comprehensive, project-based, cross-curricular education centered in the media arts. We prepare our graduates for positions in the media industries and for the rigor of post-secondary education.

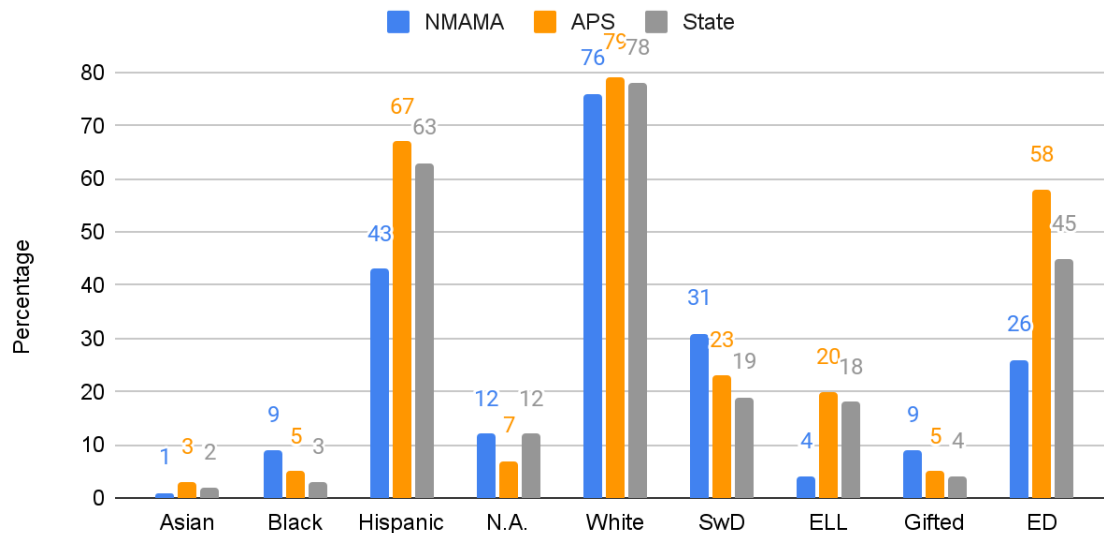
**Educational Program:**

- A. The School implements a curriculum that utilizes project-based learning and thematic units with student presentations and exhibitions of learning projects as evidenced by teacher lesson plans/student project plans, Expo schedule and attendee sign-in sheets, photographs/sample presentations, and student portfolios.
- B. The middle school grades utilize mixed-grade pedagogy as evidenced by class rosters, student schedules, and student transcripts.
- C. Teachers collaborate across subject areas to incorporate Media Arts as evidenced by collaboration/Professional Development spreadsheets, teacher lesson plans, school calendar, student media work.
- D. All incoming middle school students receive Media Literacy instruction as evidenced by teacher lesson plans, student media work, student portfolios.
- E. The School offers career-relevant internship programs to students who meet eligibility requirements as evidenced by internship agreement forms, student tracking sheet, transcripts, and student portfolios.

**Demographics as reported in Nova 2023-24 (120-Day)**

*Note. Students are identified as Hispanic independently of their race.*

**Enrollment by Subgroup (120D) 2023-24**



Source: Nova Enrollment Subgroup Percentages with Averages

## Academic Performance

Academic Performance Framework Indicators	2022-23 Score (100 points possible)	2023-24 Score (100 points possible)
1: State Accountability System: NMVistas Overall Score	<b>Spotlight 68.2</b>	<b>Traditional 65*</b>
2: Subgroup performance: high, middle, and low-performing quartiles	unavailable	unavailable
3: School-specific Goals: if two goals, average of points on each	<b>exempt for 2022-23 (renewal year)</b>	<b>75</b>
<b>Overall Academic Score: average of indicators 1 and 3</b>	<b>N/A</b>	<b>70</b>

**\*Note:** Per NM Vistas, point totals from SY22-23 and SY23-24 cannot be compared due to changes in business rules. For more information about point differentials, refer to: [2022-23 Accountability Measures Overview](#) and [2023-24 Accountability Measures Overview.pdf - Google Drive](#)

### State Accountability System:

State and federal statute mandates accountability for all public schools. This section provides a snapshot of the school's academic performance according to data collected by the Public Education Department (PED) for the school years 2021-22, 2022-23, and 2023-24.

The New Mexico State Accountability System ([NM Vistas](#)) gives every public school in the state an overall score. NM Vistas scored schools according to the following designations:

<p><b>Spotlight:</b> Top 25% of schools, excluding schools with designations of CSI, Graduation Rate or TSI/ATSI</p>	<p><b>Traditional:</b> No other designation</p>	<p><b>TSI (Targeted Support and Improvement):</b> Multi-year low performing subgroup(s)</p>
		<p><b>ATSI (Additional Targeted Support and Improvement):</b> TSI in the lowest 5% of schools. Exit from ATSI status requires an increase in subgroup performance in both of the next 2 years.</p>
		<p><b>CSI (Comprehensive Support):</b> Lowest 5% of all schools; OR 3 years in ATSI; OR 3-year average of 4-Year Graduation rate is below 66.67%</p>
		<p><b>MRI (More Rigorous Intervention):</b> on CSI for 3 years</p>

**Note:** According to the May 20, 2024 NM Vistas revision, the highest **overall** designation a school may receive is “Spotlight,” however, an additional designation/distinction of “Excellence” is assigned to schools scoring above the 90th percentile on specific indicators.

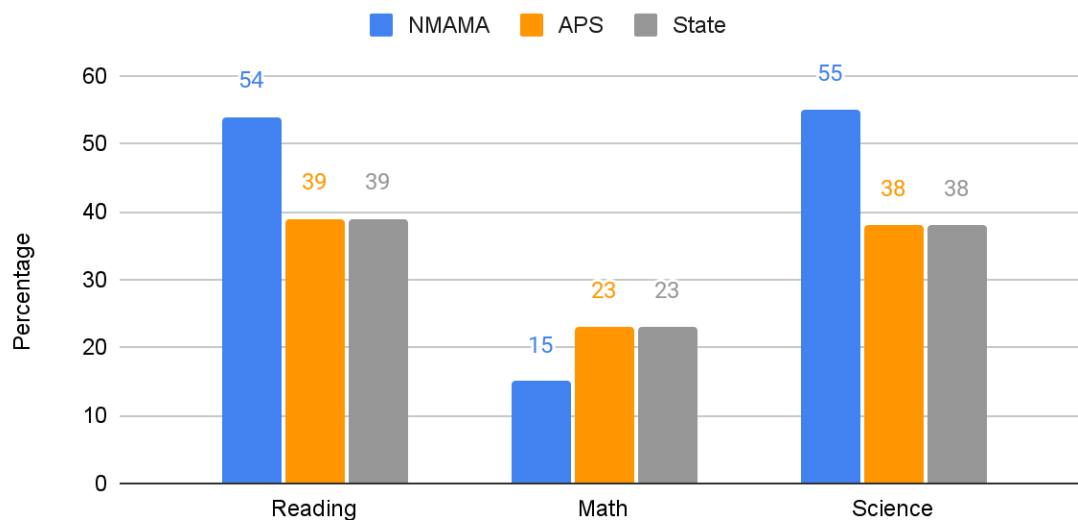
Refer to the [2023-24 Accountability Measures Overview](#) for a summary of indicators included in Vistas calculations. Further details and criteria for each designation are provided in the *Accountability Technical Manual* linked to the [NM Vistas](#) web page.

For the school year 2023-24, **New Mexico Academy for the Media Arts** received a designation of **Traditional**.

### Proficiency

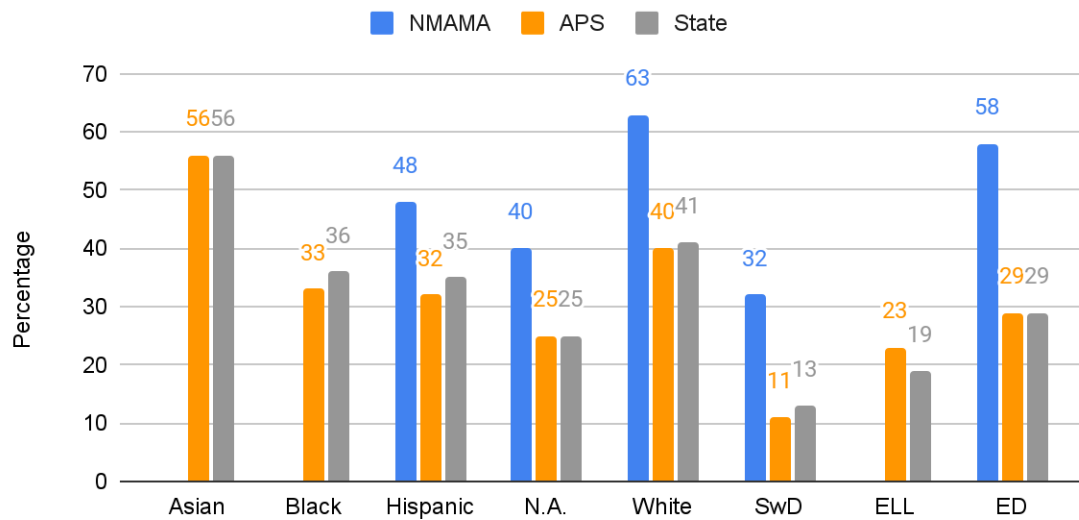
Because science is assessed only in grades 5, 8, and 11, schools that do not serve these grades do not have science proficiency data.

Percent of Students Proficient in Core Subjects 2023-24



Source: NMVistas.org

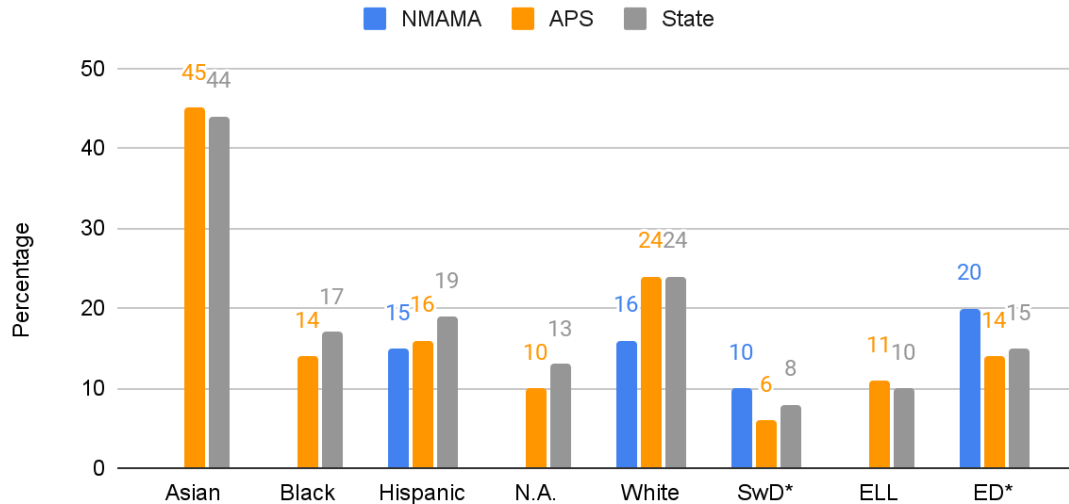
## Percent Proficient in Reading by Subgroup 2023-24



Source: NMVistas.org

**Note:** groups are masked due to population size, and/or some groups are not represented in the school.

## Percent Proficient in Math by Subgroup 2023-24

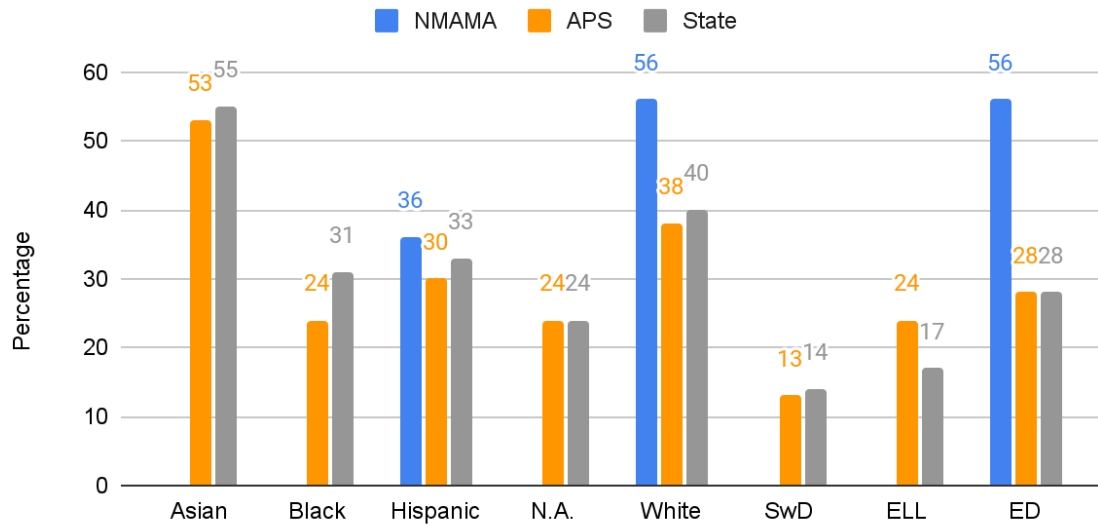


Source: NMVistas.org

**Note:** groups are masked due to population size, and/or some groups are not represented in the school.

**\*Note:** The school's students with disabilities are partially masked,  $\leq 10\%$ , and economically disadvantaged population is partially masked,  $\leq 20\%$  in math.

## Percent Proficient in Science by Subgroup 2023-24



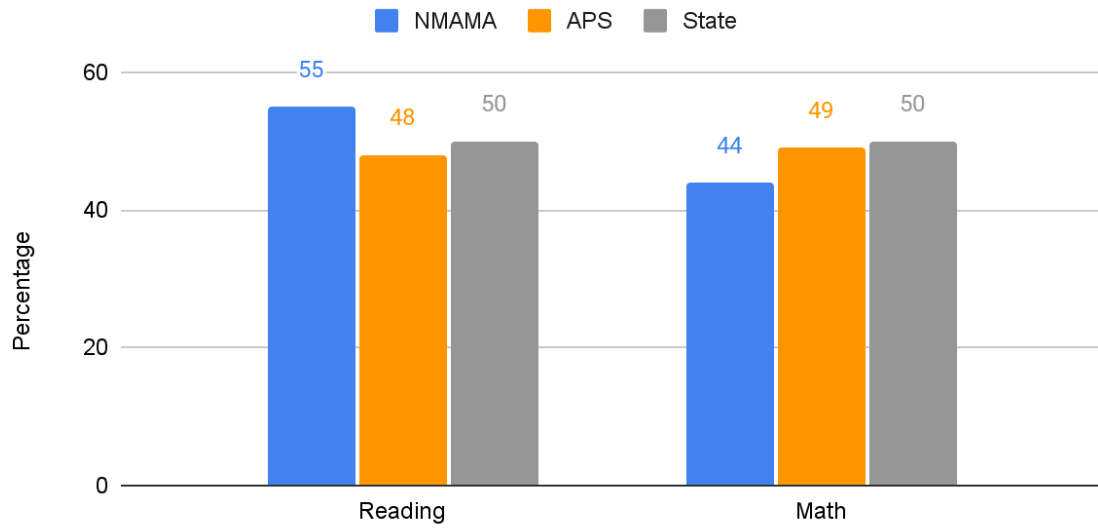
Source: NMVistas.org

**Note:** groups are masked due to population size, and/or some groups are not represented in the school.

### Growth

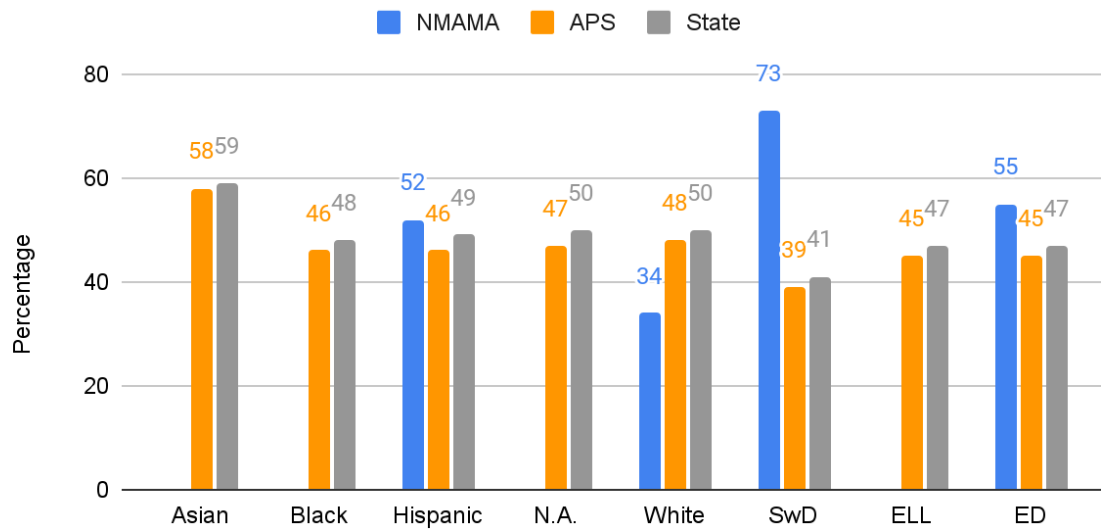
**Definition per NM Vistas:** median growth of students (Student Growth Percentile, or SGP) in math or reading compared to their peers who had similar scores on previous tests. Percentile ranges from 34-66 represent about a year's growth typical for the academic peer group. Growth is not available for high school students as data is limited to 11th grade SAT and Assessment of Science Readiness (ASR).

## Growth Percentile for All Students (2022-23 to 2023-24)



Source: NMVistas.org

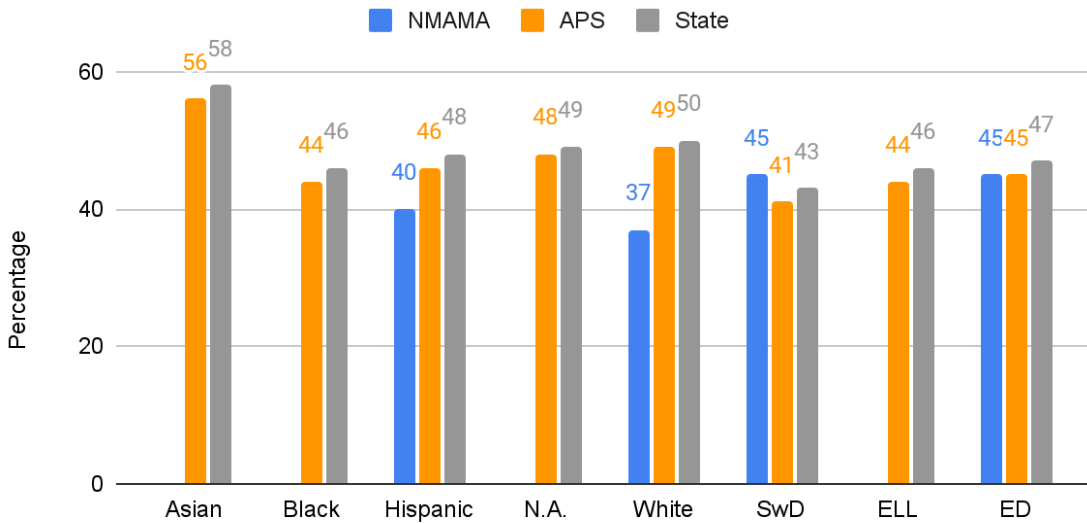
## Reading Growth Percentile by Subgroup (2022-23 to 2023-24)



Source: NMVistas.org

**Note:** groups are masked due to population size.

## Math Growth Percentile by Subgroup (2022-23 to 2023-24)



Source: NMVistas.org

**Note:** groups are masked due to population size.

### English Learner Progress (ELP):

English Learner Progress measures the percentage of students currently identified for EL services who are on track toward achieving English language proficiency (an ACCESS score of 4.7 or higher) within five years as measured by the ACCESS English language development assessment. (NMVistas.org)

<b>NMAMA ELP: Masked</b>	<b>APS ELP: 18.2%</b>	<b>State ELP: 17.5%</b>
--------------------------	-----------------------	-------------------------

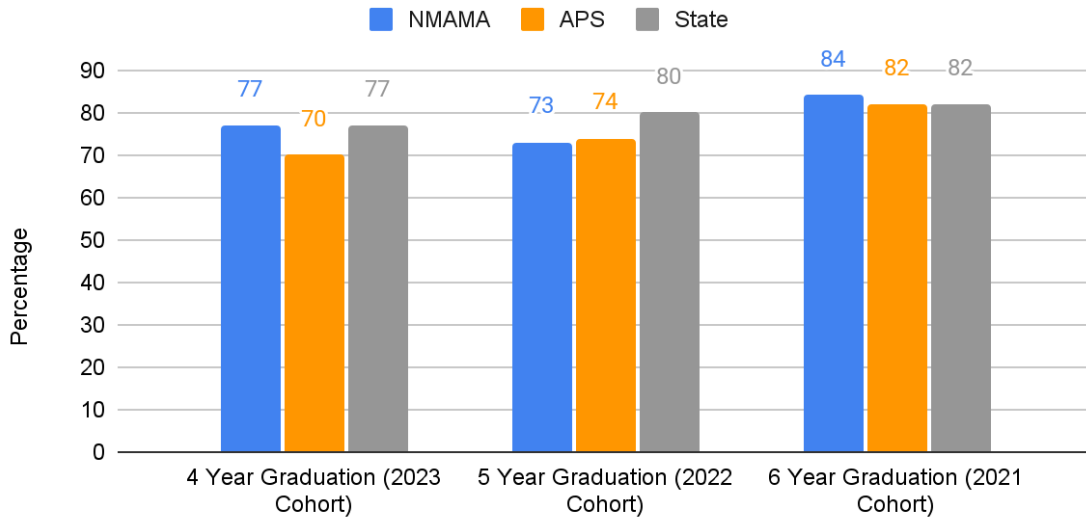
Source: NMVistas.org

### High School Graduation

Data refer to prior year cohorts, with the most recent 4-year graduation data available for the **2023** graduation cohort, 5-year data for the **2022** cohort, and 6-year data for the **2021** cohort. The 4-year, 5-year, and 6-year graduation rates for these years are provided with comparative data for the state and district. The 4-year rate is then disaggregated by ethnicity and student group.

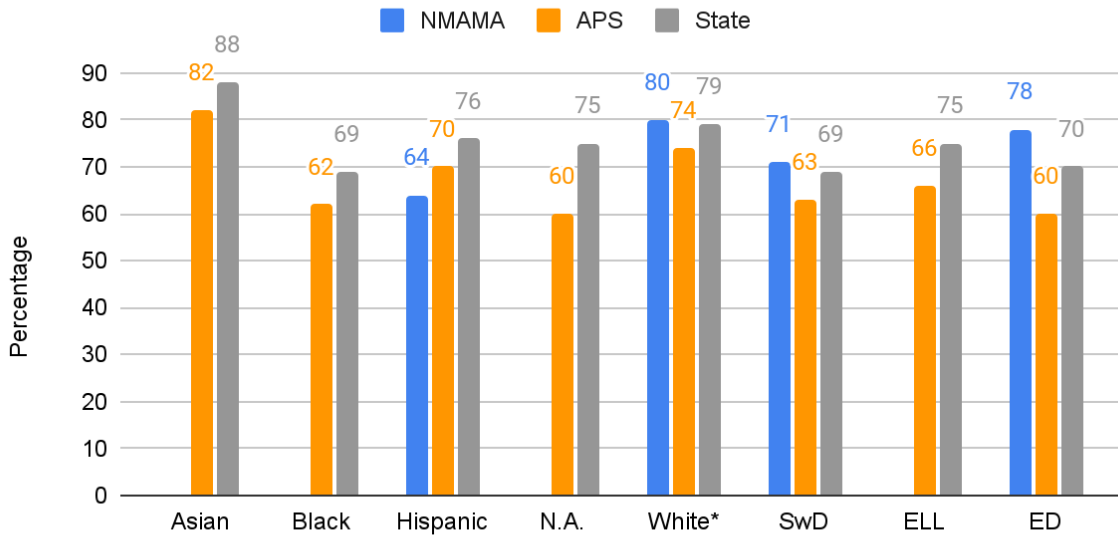


## High School Graduation



Source: NMVistas.org

## 4-Year Graduation by Subgroup



Source: NMVistas.org

**Note:** groups are masked due to population size.

**\*Note:** the school's white population is partially masked,  $\geq 80\%$  graduation rate.

## Mission-Specific Goals

The overarching goal at the NMAMA is for students to graduate with an extensive knowledge of Media Literacy and its impact and influence on their lives. Each year, core subjects and Career Technical Education courses tackle the tenets of Media Literacy, as well as offering collaborative media experiences that enrich the student’s exploration and interests in the media arts. From Middle School through High School, students are required to complete media activities and organize media portfolios that demonstrate a comprehensive experience. Student completion of all prescribed elements of 7 the Media Literacy Program culminates in a 60-hour media internship in the student’s chosen field.

**Goal:** NMAMA students in grades 6-12, enrolled on the 40th and 120th day of the school year, will complete all of the Media Literacy Program elements prescribed for their grade level, and NMAMA graduates who are on the traditional graduation track (not the ability-option for students with severe cognitive disabilities, unless that student completes an internship) will successfully complete one or more Media Arts related internship(s) (60-contact hours) as evaluated by the Internship Program Agreement Form.

Performance Level	Target	Points
Exceeds Standards	85%-100% of NMAMA students in grades 6-12, enrolled on the 40th and 120th day of the school year will complete all of the Media Literacy Program elements prescribed for their grade level, and 85%-100% of NMAMA who graduate on the traditional track will have completed one or more Media Arts related internship(s).  To score in this category, at least 85% of both groups listed must attain the goal.	100
Meets Standards	70%-84% of NMAMA students in grades 6-12, enrolled on the 40th and 120th day of the school year will complete all of the Media Literacy Program elements prescribed for their grade level, and 70%-84% of NMAMA who graduate on the traditional track will have completed one or more Media Arts related internship(s).  To score in this category, at least 70% of both groups listed must attain the goal	75
Working to Meet Standard	60%-69% of NMAMA students in grades 6-12, enrolled on the 40th and 120th day of the school year will complete all of the Media Literacy Program elements prescribed for their grade level, and 60%-69% of NMAMA who graduate on the traditional track will have completed one or more Media Arts related internship(s).  To score in this category, at least 60% of both groups listed must attain the goal.	25
Falls Far Below Standard	59% or less of NMAMA students in grades 6-12, enrolled on the 40th and 120th day of the school year will complete all of the	0

Media Literacy Program elements prescribed for their grade level, or 59% of less of NMAMA who graduate on the traditional track will have completed one or more Media Arts related internship(s).

If either group scores in this category, then the school is scored "falls far below."

**Rating:** 86.46% attainment- Meets Standard: **75 points**

## Organizational and Financial Performance Framework

**2023-24 Overall Rating: Does Not Meet**

Pursuant to the [PEC Performance Framework and Accountability System](#), schools receive ratings of **Meets Standard**, **Working to Meet Standard**, or **Does Not Meet Standard** for individual indicators in the framework. Explanations for any rating other than Meets Standard are provided below.

The school also receives an overall rating of either **Meets Standard** or **Does Not Meet Standard** for the year. If a school receives a **Does Not Meet Standard** rating for three or more indicators, it will receive an overall rating of **Does Not Meet Standard**.

If a school receives a **Does Not Meet Standard** rating, on any indicator, the CSD and PEC may conduct a closer review the following year on that indicator, and/or the PEC may require the school to submit a corrective action plan in order to specify actions and a timeline to correct the performance deficiency.

A school may receive a **Working to Meet Standard** rating on multiple indicators and still receive an overall rating of **Meets Standard**. If a school receives this rating across multiple years, the CSD and PEC may conduct a closer review the following year on that indicator, and the school will need to address the issue in its renewal application at the end of its charter term.

### Multi-year Performance Framework Ratings

New Mexico Academy for the Media Arts	2023-24
<b>Organizational and Financial Performance Ratings</b>	
1a Mission and Educational Program	Meets Standard
1b State Assessment Requirements	Working to Meet Standard
1c Rights of Students with Disabilities	Meets Standard
1d Rights of English Learners	Meets Standard
1e Meeting Program Requirements	Meets Standard
1f NM DASH Plan	N/A
2a Governance Requirements	Working to Meet Standard
2b Nepotism, Conflict of Interest	Meets Standard
2c Reporting Requirements	Does Not Meet Standard
3a Rights of All Students	Meets Standard
3b Attendance and Retention	Working to Meet Standard
3c Staff Credentialing	Meets Standard
3d Employee Rights	Meets Standard
3e Background Checks, Ethics	Meets Standard
4a Facilities	Meets Standard
4b Transportation	N/A
4c Health and Safety	Working to Meet Standard
4d Handling Information	Meets Standard
4e Information accessible to the public	Meets Standard
4f School climate	Meets Standard
5a Financial Reporting and Compliance	Meets Standard
5b Accounting Principles	Does Not Meet Standard
5c Responsive to Audit Findings	Meets Standard
5d Managing Grant Funds	Meets Standard
5e Staffing for Fiscal Management	Does Not Meet Standard
5f Internal Controls	Meets Standard

#### Explanation of 2023-24 Indicator Ratings

1.b. Participation rate was 92% for math and 93% for reading, the target is 95% for each.

2.a. 80% of training hours for all members serving at least 6 months are complete.

2.c. Late notifications of 3 board members and head administrator.

3.b. Attendance percentage rate is 95% (95% target), retention rate is 96% (80% target) and recurrent is 50% (70% target). After reviewing the school's Attendance Improvement Plan, the school has a plan to engage students and parents.

4.c. SS Plan submitted and under review.

5.b. Three findings on FY23 audit including one material weakness finding (2023-002).

5.e. CSD was not able to locate new/updated CPO license in the [New Mexico Chief Procurement Officer List](#).

**Site Visit Attendees**

April 16, 2024

**CSD Team:** Martica Davis (lead), Kristen LaVolpa and Julianna Montoya

**School Leadership:** John Rodarte (head administrator)

**Governing Board:** Janie Woodard and Carolyn Carlson