



STATE OF NEW MEXICO  
PUBLIC EDUCATION DEPARTMENT  
300 DON GASPAR  
SANTA FE, NEW MEXICO 87501-2786  
Telephone (505) 827-5800  
[www.ped.state.nm.us](http://www.ped.state.nm.us)

MARIANA D. PADILLA  
SECRETARY DESIGNATE OF PUBLIC EDUCATION

MICHELLE LUJAN GRISHAM  
GOVERNOR

**Charter Schools Division  
2023-24 Annual Report  
Revised: December 10, 2024**

**School Name:** Vista Grande Charter High School

**School Address:** 213 Paseo del Canon East Taos, NM 87571

**Head Administrator:** James Smith

**Governing Board Chair:** Elizabeth Roth

**Business Manager:** Deanna Mooney

**Authorized Grade Levels:** 6-12

**Grade Levels Served:** 9-12

**Authorized Enrollment Cap:** 200

**2023-24 Enrollment:** 69 (NMVistas.org: Enrollment Count from Avg. of 80 & 120 day Active Students Report)

**Contract Term:** 2022-2027

**CAPs or Conditions:** none

**Notice from 2022-23 Annual Report:** Satisfactory performance

**Unsatisfactory terms that need to be addressed from 2022-23 Annual Report:** the PEC has identified several areas of unsatisfactory performance related to the low academic proficiency and growth in the negotiated academic indicators, the "Working to Meet" score on the Mission Specific Indicator, and the unsatisfactory performance related 1.b. State Assessment Requirement.

**Progress from 2022-23 Notice to 2023-24:**

- The school's negotiated academic indicator was not rated; data was not received from the school.

- Indicator 1.b. State Assessment Requirement: Participation rate for both math and reading was ≥80%, target is 95% for each.

**Waivers:** Driver Education, Evaluation Standards for School Personnel, and Purchase of Instructional Materials

**Mission:** Vista Grande High School Empowers the school community to create positive change in an inclusive environment that embodies our shared values of compassion, authenticity, and sustainable growth.

**Educational Program:**

VGHS has long been focused on creating a school culture that is inclusive, reflective of the local community, validates students' cultures and identities, and supports all students' sense of belonging. VGHS values the cultural backgrounds of all students in order to strengthen student's self-identities and self-worth. The unique teaching methods used at VGHS are fundamental to the development of this type of school culture. The students who choose to attend VGHS, mostly Native American and Hispanic, are often the students who have been most marginalized and left vulnerable by K-8 education, and who do not see themselves in the content and process of school.

Learning Expeditions/4 PBL (phenoma. place. project, and problem) VGHS was established as an Expeditionary Learning school and continues to strive for alignment with the organization's Core Practices and Benchmarks. Curriculum design is a large component of the transformative power of the teaching methods used at VGHS. The learning expeditions have evolved to the 4 PBL model to support students becoming not only leaders of their learning but "soluntaries" who help solve problems from the local level to an international level.

Culturally and Linguistically Responsive Teaching. According to the Education Alliance at Brown University, Culturally and Linguistically Responsive Teaching

(CLRT) is predicated on seven principles:

1. Positive perspectives on parents and families.
2. Communication of high expectations.
3. Learning within the context of culture.
4. Student-centered instruction.
5. Culturally mediated instruction.
6. Reshaping the curriculum.
7. Teacher as facilitator.

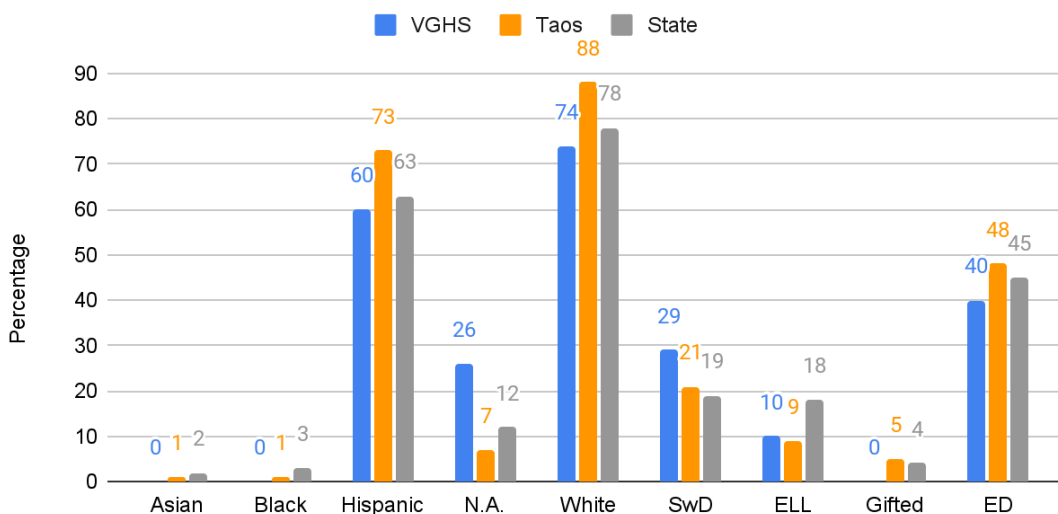
The foundation of CLRT not highlighted in the list above is the building of relationships with students and getting to know about their home cultures. The CLRT principles outlined by the

Education Alliance are infused with knowledge of students that are fundamental to the creation and implementation of learning expeditions at VGHS. The learning expeditions reshape the curriculum and learning experiences are situated within the context of student home cultures, with particular emphasis on the least represented students, our Indigenous students. At VGHS we design curriculum with authentic relevance to students' lives. We also partner closely with local Indigenous educators and stakeholders to reframe the narratives told to meet truth and reconciliation and teach students multiple perspectives that validate culturally different ways of knowing. VGHS also has a strong SEL program that is centered in our "Crew" class, a daily class that teaches SEL skills, soft skills for employment, and world events. VGHS has in-person instruction 90% of the time. VGHS does offer a night school for students who need alternative hours for schooling. The night school program uses an online format with direct instruction and tutoring for students.

### Demographics as reported in Nova 2023-24 (120-Day)

Note. Students are identified as Hispanic independently of their race.

Enrollment by Subgroup (120D) 2023-24



Source: Nova Enrollment Subgroup Percentages with Averages

### Academic Performance

State Accountability System:

2023-24 NMVistas Overall Score (not a performance framework indicator): **73 – CSI GRAD**

| Academic Performance Framework Indicators | 2022-23 Score | 2023-24 Score |
|---|---------------|---------------|
|---|---------------|---------------|

|  | (100 points possible) | (100 points possible) |
|--|-----------------------|-----------------------|
| 1: <b>School accountability score</b> (not Vistas; see tables on pages 5-7 of this report) | <b>70*</b>            | <b>89.6*</b>          |
| 2: Subgroup performance: high, middle, and low-performing quartiles                        | unavailable           | unavailable           |
| 3: School-specific Goals: if two goals, average of points on each                          | <b>25</b>             | <b>100</b>            |
| <b>Overall Academic Score: average of indicators 1 and 3</b>                               | <b>47.5</b>           | <b>94.8</b>           |

\***Note:** the school’s accountability score (#1) is drawn from the school’s own measures rather than NM Vistas, as the school has negotiated a unique performance framework with the PEC, explained on page 5.

**State Accountability System:**

State and federal statute mandates accountability for all public schools. This section provides a snapshot of the school’s academic performance according to data collected by the Public Education Department (PED) for the school years 2021-22, 2022-23, and 2023-24.

The New Mexico State Accountability System ([NM Vistas](#)) gives every public school in the state an overall score. NM Vistas scored schools according to the following designations:

|  |   |  |
|--|---|--|
| <p><b>Spotlight:</b><br/>Top 25% of schools, excluding schools with designations of CSI, Graduation Rate or TSI/ATSI</p> | <p><b>Traditional:</b><br/>No other designation</p> | <p><b>TSI (Targeted Support and Improvement):</b><br/>Multi-year low performing subgroup(s)</p>  |
|  |   | <p><b>ATSI (Additional Targeted Support and Improvement):</b><br/>TSI in the lowest 5% of schools. Exit from ATSI status requires an increase in subgroup performance in both of the next 2 years.</p> |
|  |   | <p><b>CSI (Comprehensive Support):</b><br/>Lowest 5% of all schools; OR 3 years in ATSI; OR 3-year average of 4-Year Graduation rate is below 66.67%</p>   |
|  |   | <p><b>MRI (More Rigorous Intervention):</b> on CSI for 3 years</p>   |

**Note:** According to the May 20, 2024 NM Vistas revision, the highest **overall** designation a school may receive is “Spotlight,” however, an additional designation/distinction of “Excellence” is assigned to schools scoring above the 90th percentile on specific indicators.

Refer to the [2023-24 Accountability Measures Overview](#) for a summary of indicators included in Vistas calculations. Further details and criteria for each designation are provided in the *Accountability Technical Manual* linked to the [NM Vistas](#) web page.

For the school year 2023-24, **Vista Grande High School** received a designation of **CSI GRAD**.

**Academic Proficiency\***

**\*Special note:** For student performance standards identified in the charter, Vista Grande High School and the PEC have negotiated **school-specific Academic Performance Goals** in Indicator 1 below that includes the topic areas required by law (NMSA 22-8B-9.1) as shown on the chart below.

**For a full explanation of the school’s academic indicators, please refer to [Vista Grande High School’s contract](#)** (starting on page 37 of the PDF).

**Exceeds= 100% of points; Meets= 75% of points; Does not meet= 25% of points; Falls far below= 0 points**

| Indicator   | Description   | Rating<br>(Exceeds,<br>Meets,<br>Does not<br>Meet, Falls<br>far Below) | Points<br>allotted<br>(calculate<br>using<br>percentages<br>for ratings) |
|---|---|--|--|
| <b>Goal 1.1, 4PBL Summative Project (10 pts.)</b> | <p>Students enrolled on the 40th and 120th day will demonstrate proficiency on a summative project from a 4PBL curricular unit (4= phenomena, place, problem, &amp; project-based learning) as evidenced by a passing score (category 3 or 4) on the summative project rubric. 4PBL curricular units embody authentic work, cultivate compassion and empathy for others, and emphasize principles of sustainable growth.</p> <p>Exceeds: 85% or more of students enrolled on 40th and 120th day demonstrate proficiency on a summative project from a 4PBL unit with a passing grade of A or B (rubric score of 3 or 4).<br/>                     Meets: 70-84%<br/>                     Does Not Meet: 50-69%<br/>                     Falls Far Below: 50% or fewer</p> | <p>78% met target</p> <p><b>Meets</b></p>                              | <p>75% of 10=</p> <p><b>7.5 points</b></p>                               |
| <b>Goal 1.2, English Language Arts (15 pts.)</b>  | <p>By the end of the academic year, students enrolled on the 40th and 120th day will exceed their projected academic growth as measured by the MAP ELA Growth assessment.<br/>                     -OR- Between the fall and spring interim assessment period, students will score in a higher RIT range than BOY baseline on grade-level ELA priority standards.</p> <p>Exceeds: 80% or more of students will exceed their projected academic growth on MAP or progress more than one RIT range higher on EOY grade-level ELA priority standards.<br/>                     Meets: 65-79%<br/>                     Does Not Meet: 40-64%</p>  | <p>97.7% met growth target</p> <p><b>Exceeds</b></p>                   | <p>100% of 15=</p> <p><b>15 points</b></p>                               |

|  |  |  |  |
|--|--|--|--|
|  | Falls Far Below: 39% or fewer  |  |  |
| <b>Goal 1.3, Mathematics (15 pts.)</b> | <p>By the end of the academic year, students enrolled on the 40th and 120th day will exceed their projected academic growth as measured by the MAP Mathematics Growth assessment.</p> <p>-OR- Between the fall and spring interim assessment period, students will progress one RIT range than BOY baseline on grade-level mathematics priority standards.</p> <p>Exceeds: 80% or more of students will exceed their projected academic growth on MAP or progress more than one RIT range higher on EOY grade-level mathematics priority standards.</p> <p>Meets: 65-79%</p> <p>Does Not Meet: 40-64%</p> <p>Falls Far Below: 39% or fewer</p>   | <p>79.5% met growth target (rounds to 80%)</p> <p><b>Exceeds</b></p> | <p>100% of 15=</p> <p><b>15 points</b></p>   |
| <b>Goal 1.4 Writing (15 pts.)</b>      | <p>By the end of the academic year, students enrolled on the 40th and 120th day will demonstrate proficiency on a school-wide writing rubric on a persuasive, explanatory, or literary analysis essay.</p> <p>-OR- By the end of the academic year, students enrolled on the 40th and 120th day will exceed their projected academic growth as measured by the MAP language usage assessment.</p> <p>Exceeds: 80% or more of students will exceed their projected academic growth on MAP or score a B (rubric score of 3) or better on the school-wide writing rubric.</p> <p>Meets: 65-79% of students will exceed their projected academic growth on MAP or score a B (rubric score of 3) or better on the school-wide writing rubric.</p> <p>Does Not Meet: 40-64% of students will exceed their projected academic growth on MAP or score a C (rubric score of 2) on the school-wide writing rubric.</p> <p>Falls Far Below: 39% or fewer of students will exceed their projected academic growth on MAP or score less than a C (rubric score of 2) on the school-wide writing rubric.</p> | <p>89% met growth target</p> <p><b>Exceeds</b></p>                   | <p>100% of 15=</p> <p><b>15 points</b></p>   |
| <b>Goal 1.5, Science (15 pts.)</b>     | <p>By the end of the academic year, students enrolled on the 40th and 120th day will exceed their projected academic growth as measured by the MAP science assessment.</p> <p>-OR- Between the fall and spring interim assessment period, students will progress one RIT range than BOY baseline on grade-level science priority standards.</p> <p>-OR- By the end of 11th grade, students will demonstrate proficiency as measured by the NM-ASR assessment.</p> <p>Exceeds: 80% or more of students will exceed their projected academic growth on MAP or progress more than one RIT range higher on EOY grade-level science priority standards or demonstrate proficiency on the NM-ASR.</p> <p>Meets: 65-79%</p> <p>Does Not Meet: 40-64%</p> <p>Falls Far Below: 39% or fewer</p>   | <p>73% met target</p> <p><b>Meets</b></p>                            | <p>75% of 15=</p> <p><b>11.25 points</b></p> |
| <b>Goal 1.6, CTE 12th Grade</b>        | <p>By the end of the academic year, 12th grade students enrolled on the 40th and 120th day will demonstrate proficiency in professional skills in</p>  | <p>100% met target</p>   | <p>100% of 10=</p>                           |

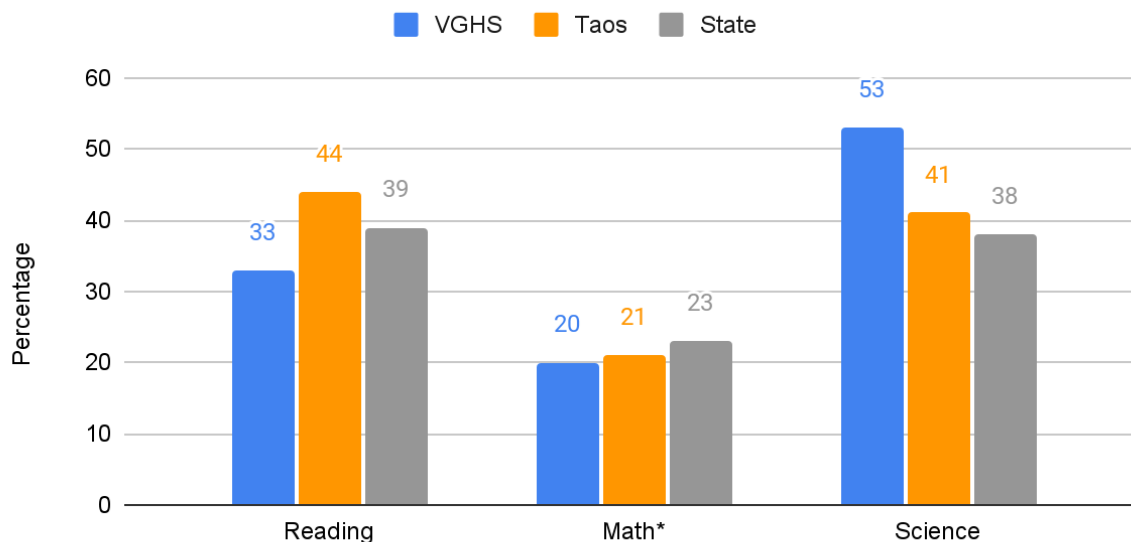
|   |  |   |  |
|---|--|---|--|
| <b>(10 pts.)</b>  | <p>internship/mentoring placements as evidenced by VGHS rubric aligned to the VGHS Profile of a Graduate.</p> <p>Exceeds: 85% of students enrolled for 3 years at VGHS will demonstrate proficiency on the mentorship rubric with a passing grade of A or B (rubric score of 3 or 4).<br/> Meets: 70-84%<br/> Does Not Meet: 50-69%<br/> Fall Far Below: 50% or fewer</p>  | <b>Exceeds</b>  | <b>10 points</b>   |
| <b>Goal 1.7, Graduation Rate</b>  | This benchmark requires reporting from the NMPED.  | 2.4 points out of 5   | 2.4 out of 5   |
| <b>Goal 1.8, Growth in 4-Year Graduation Rate (5 pts.)</b>                                | <p>According to 2023-24 NM Vistas, the school's 4-year graduation rate grew 5%.</p> <p>NM Vistas points awarded for Graduation Growth= 2.4</p>   | <a href="#">ESSA</a><br><a href="#">Accountability Points</a> | <b>2.4 points</b>  |
| <b>Goal 1.9, ELL (5 pts.)</b>   | <p>English learner progress toward English language proficiency (measured by the WIDA ACCESS assessment of English learners.) This benchmark requires reporting from the NMPED.</p> <p>Source: unpublished SY23 data from the Assessment, Research, Evaluation, and Accountability Division (AREA).</p>  | <b>Masked due to population size</b>                          | <b>n/a</b>   |
| <b>Goal 1.10 Chronic Absenteeism (5 pts.)</b>   | <p>This benchmark requires reporting from the NMPED. A chronically absent student is one who was absent from school for any reason for at least 10% of the days enrolled.</p> <p>Scoring: using the points assigned by the State (Vistas).</p>   | 9 out of 10<br>ESSA<br>Accountability Points                  | 90% of 5=<br><b>4.5 points</b>   |
| <b>Goal 1.11, Educational Climate Survey, Multicultural Initiatives, and SEL (5 pts.)</b> | <p>The Educational Climate survey measures the extent to which classroom teachers demonstrate instructional practices known to facilitate student learning. Students answer survey questions on topics such as classroom teaching and expectations of students.</p> <p>This benchmark requires reporting from the NMPED or approved use of "Panorama".</p> <p><b>*Scoring:</b> NMVistas did not include school climate surveys as part of the <i>Accountability System Measures, Points, and Indicators</i> in 2023-24. Furthermore, the Panorama survey did not include "instructional practices known to facilitate student learning."</p> <p>Sources: VGHS Panorama survey; AREA 2023-24 Accountability Measures Overview</p> | <b>Unable to rate*</b>  | <b>n/a</b>   |
| <b>Total points possible= 100*</b>  | <b>*Note:</b> as some measures were unable to rate, the total points possible for Vista Grande High School's Academic performance framework is <b>90</b> .   |   | <b>Total: 80.65</b><br>out of 90 points<br><br>80.65/90=<br><b>89.6 points</b><br>on a 100 point scale |

**Note:** A table is provided at the end of this report with a summary of school-collected data.

## Proficiency

Because science is assessed only in grades 5, 8, and 11, schools that do not serve these grades do not have science proficiency data.

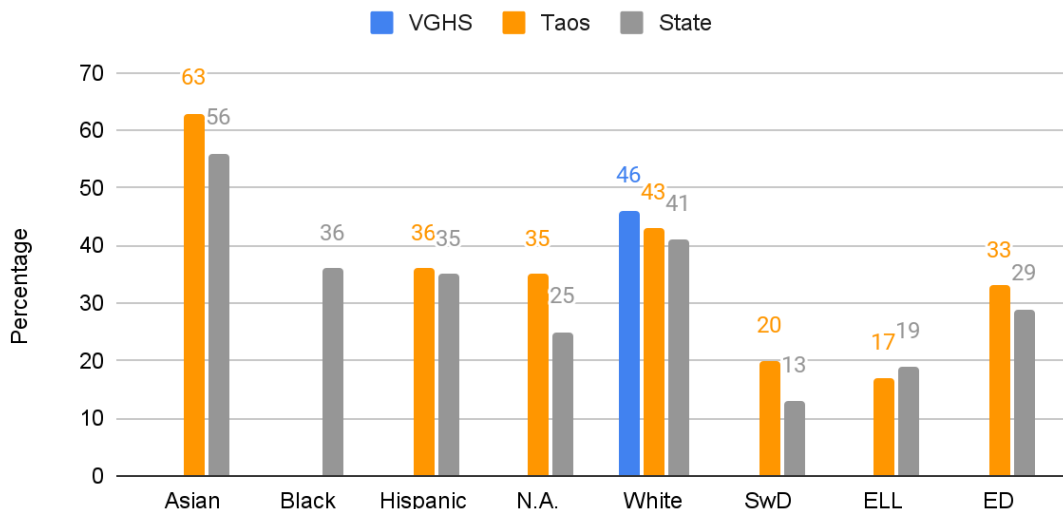
### Percent of Students Proficient in Core Subjects 2023-24



Source: NMVistas.org

**Note:** math proficiencies for school are partially masked, ≤20%.

### Percent Proficient in Reading by Subgroup 2023-24



Source: NMVistas.org

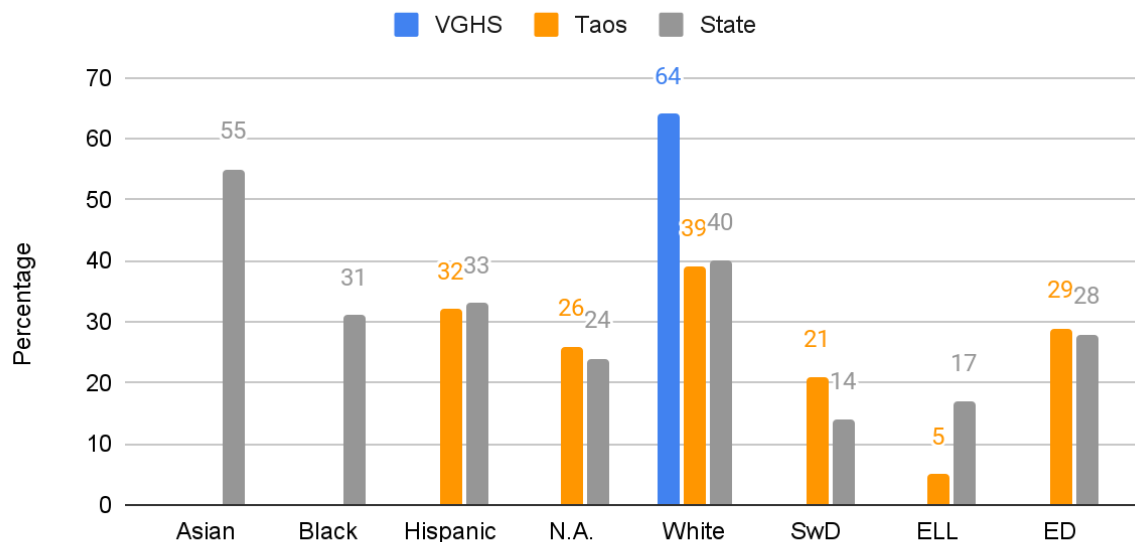
**Note:** groups are masked due to population size, and/or some groups are not represented in the school or district.



## Math

**Note:** due to population size, proficiency rates in math are **masked** for Vista Grande High School, per NM Vistas: [NM Vistas | Vista Grande High School](#)

### Percent Proficient in Science by Subgroup 2023-24



Source: NMVistas.org

**Note:** groups are masked due to population size, and/or some groups are not represented in the school or district.

## Growth

**Definition per NM Vistas:** median growth of students (Student Growth Percentile, or SGP) in math or reading compared to their peers who had similar scores on previous tests. Percentile ranges from 34-66 represent about a year's growth typical for the academic peer group. Growth is not available for high school students as data is limited to 11th grade SAT and Assessment of Science Readiness (ASR).

### English Learner Progress (ELP):

English Learner Progress measures the percentage of students currently identified for EL services who are on track toward achieving English language proficiency (an ACCESS score of 4.7 or higher) within five years as measured by the ACCESS English language development assessment. (NMVistas.org)

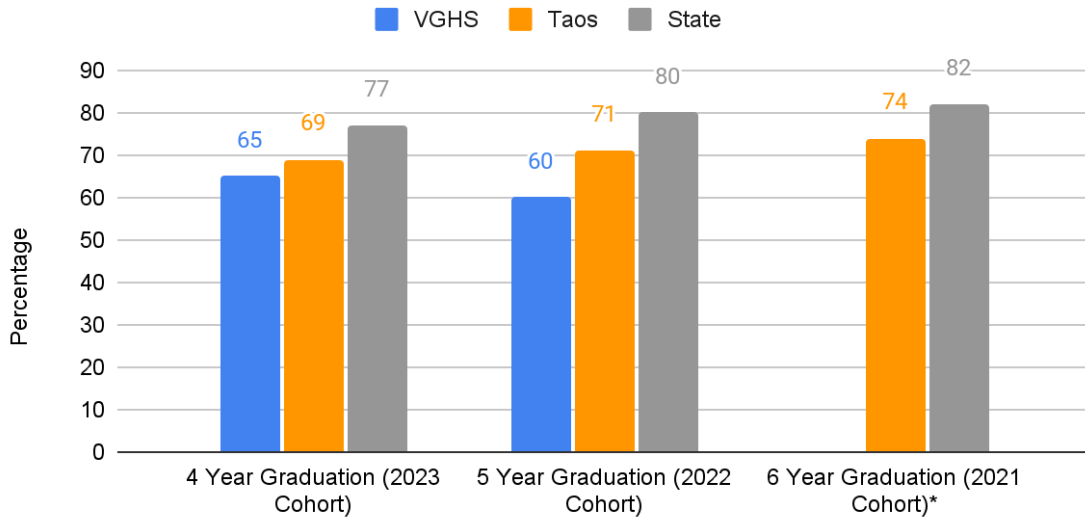
|                         |                        |                         |
|-------------------------|------------------------|-------------------------|
| <b>VGHS ELP: Masked</b> | <b>Taos ELP: 14.1%</b> | <b>State ELP: 17.5%</b> |
|-------------------------|------------------------|-------------------------|

Source: NMVistas.org

## High School Graduation

Data refer to prior year cohorts, with the most recent 4-year graduation data available for the **2023** graduation cohort, 5-year data for the **2022** cohort, and 6-year data for the **2021** cohort. The 4-year, 5-year, and 6-year graduation rates for these years are provided with comparative data for the state and district. The 4-year rate is then disaggregated by ethnicity and student group.

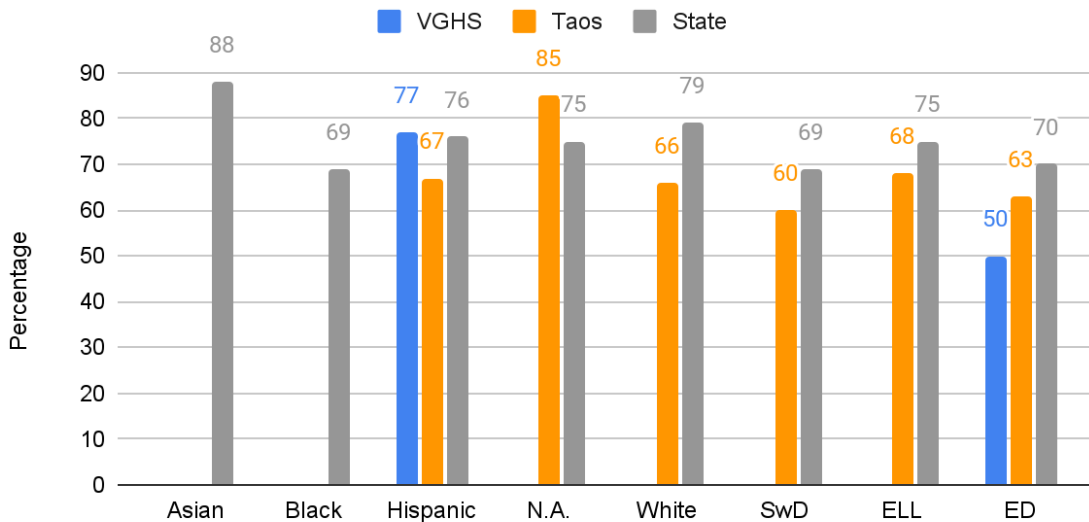
## High School Graduation



Source: NMVistas.org

**Note:** 6-year graduation rates are masked for the school.

## 4-Year Graduation by Subgroup



Source: NMVistas.org

**Note:** groups are masked due to population size.

## Mission-Specific Goals

**Goal:** By the end of the 12th grade year, students enrolled at VGHS for at least 3 years will present a 12th grade portfolio of learning. The 12th grade portfolio includes a capstone project. Capstone projects are generated by individual student interests and include a community service component. The digital portfolios are presented and defended before an authentic audience and assessed by the audience members with a rubric. This assessment structure meets the school’s mission of creating positive change through authentic learning requirements. Capstone projects and digital portfolios are VGHS-specific graduation requirements.

| Performance Level        | Target  | Points |
|--------------------------|---|--------|
| Exceeds Standard         | 85% or more of students enrolled for 3 years at VGHS will demonstrate proficiency on the capstone project and digital portfolio with a passing grade of A or B (rubric score of 3 or 4).  | 100    |
| Meets Standard           | 70-84% or more of students enrolled for 3 years at VGHS will demonstrate proficiency on the capstone project and digital portfolio with a passing grade of A or B (rubric score of 3 or 4).   | 75     |
| Working to Meet Standard | 50-69% or more of students w enrolled for 3 years at VGHS will demonstrate proficiency on the capstone project and digital portfolio with a passing grade of A or B (rubric score of 3 or 4). Students with a grade of C or lower are at risk of not graduating and must revise and redo their presentation, based on feedback from the authentic audience members.     | 25     |
| Does Not Meet Standard   | 50% or fewer of students who are enrolled for 3 years at VGHS will demonstrate proficiency on the capstone project and digital portfolio with a passing grade of A or B (rubric score of 3 or 4). Students with a grade of C or lower are at risk of not graduating and must revise and redo their presentation, based on feedback from the authentic audience members. | 0      |

**Rating:** 92.85% attainment- Exceeds Standard: **100 points**

## Organizational and Financial Performance Framework

**2023-24 Overall Rating: Meets Standard**

Pursuant to the [PEC Performance Framework and Accountability System](#), schools receive ratings of **Meets Standard**, **Working to Meet Standard**, or **Does Not Meet Standard** for individual indicators in the framework. Explanations for any rating other than Meets Standard are provided below.

The school also receives an overall rating of either **Meets Standard** or **Does Not Meet Standard** for the year. If a school receives a **Does Not Meet Standard** rating for three or more indicators, it will receive an overall rating of **Does Not Meet Standard**.

If a school receives a **Does Not Meet Standard** rating, on any indicator, the CSD and PEC may conduct a closer review the following year on that indicator, and/or the PEC may require the school to submit a corrective action plan in order to specify actions and a timeline to correct the performance deficiency.

A school may receive a **Working to Meet Standard** rating on multiple indicators and still receive an overall rating of **Meets Standard**. If a school receives this rating across multiple years, the CSD and PEC may conduct a closer review the following year on that indicator, and the school will need to address the issue in its renewal application at the end of its charter term.

### Multi-year Performance Framework Ratings

| Vista Grande High School                                | 2022-23                  | 2023-24                  |
|---|--------------------------|--------------------------|
| <b>Organizational and Financial Performance Ratings</b> |                          |                          |
| 1a Mission and Educational Program                      | Meets Standard           | Meets Standard           |
| 1b State Assessment Requirements                        | Does Not Meet Standard   | Does Not Meet Standard   |
| 1c Rights of Students with Disabilities                 | Meets Standard           | Meets Standard           |
| 1d Rights of English Learners                           | Meets Standard           | Meets Standard           |
| 1e Meeting Program Requirements                         | Meets Standard           | Meets Standard           |
| 1f NM DASH Plan   | N/A                      | Meets Standard           |
| 2a Governance Requirements                              | Meets Standard           | Meets Standard           |
| 2b Nepotism, Conflict of Interest                       | Meets Standard           | Meets Standard           |
| 2c Reporting Requirements                               | Working to Meet Standard | Meets Standard           |
| 3a Rights of All Students                               | Meets Standard           | Meets Standard           |
| 3b Attendance and Retention                             | Working to Meet Standard | Meets Standard           |
| 3c Staff Credentialing                                  | Meets Standard           | Does Not Meet Standard   |
| 3d Employee Rights                                      | Meets Standard           | Meets Standard           |
| 3e Background Checks, Ethics                            | Meets Standard           | Meets Standard           |
| 4a Facilities   | Meets Standard           | Meets Standard           |
| 4b Transportation                                       | N/A                      | N/A                      |
| 4c Health and Safety                                    | Meets Standard           | Meets Standard           |
| 4d Handling Information                                 | Meets Standard           | Meets Standard           |
| 4e Information accessible to the public                 | Meets Standard           | Meets Standard           |
| 4f School climate                                       | Meets Standard           | Meets Standard           |
| 5a Financial Reporting and Compliance                   | Meets Standard           | Meets Standard           |
| 5b Accounting Principles                                | Meets Standard           | Meets Standard           |
| 5c Responsive to Audit Findings                         | Meets Standard           | Meets Standard           |
| 5d Managing Grant Funds                                 | Meets Standard           | Working to Meet Standard |
| 5e Staffing for Fiscal Management                       | Meets Standard           | Meets Standard           |
| 5f Internal Controls                                    | Meets Standard           | Meets Standard           |

### Explanation of 2023-24 Indicator Ratings

- 1.b. Participation rate for both math and reading was  $\geq 80\%$ , target is 95% for each.
- 3.c. Licensure discrepancies not resolved by 120D.
- 5.d. Indian Education Act Funding HB2 regular 2023 (27901) reverting grant funds not expended.

**Site Visit Attendees**

March 19, 2024

**CSD Team:** Cheryl Rowe (lead), Corina Chavez and Rachel Stofocik

**School Leadership:** Isabell St.Onge (head administrator), Ernestine Chacon, Erick Struck, Sam Starsiak and Yvette Aguilar

**Governing Board:** Eleanor Romero and Julianne Turner

| VISTA GRANDE HIGH SCHOOL  |   | 2023-2024 Academic Performance Frameworks Monitoring Summary                                |             |              |  |  |  |  |                              | KEY to Color Coding  |
|---|---|---|-------------|--------------|--|--|--|--|------------------------------|----------------------|
| <b>GOALS and INDICATORS</b>   |   | Results will be summarized using the rubrics for each indicator prior to June 30 each year. |             |              |  |  |  |  |                              | Exceeds the Standard |
| 1.1 PBL Project Proficiency   | 9th grade   | 10th grade  | 11th grade  | NWEA Interim |  |  |  |  | Meets the Standard           |                      |
|   | 67%   | 76%   | 86%         |              |  |  |  |  | Does Not Meet the Standard   |                      |
| B.1.2 Reading + Math  | 73%   | 80%   | 80%         | 83%          |  |  |  |  | Falls Far Below the Standard |                      |
| 1.4 Language Usage  | 67%   | 55%   | 43%         | 89%          |  |  |  |  |                              |                      |
| 1.5 Science   | 78%   | 68%   | 53% (NMASR) | 73% (NWEA)   |  |  |  |  |                              |                      |
| 1.6 CTE 12th Grade  | 100%  |   |             |              |  |  |  |  |                              |                      |
| 1.7 Graduation Rate   | This benchmark requires reporting from the NMPED.                             |   |             |              |  |  |  |  |                              |                      |
| 1.8 Growth in 4-Year Graduation Rate                                | This benchmark requires reporting from the NMPED.                             |   |             |              |  |  |  |  |                              |                      |
| 1.9 ELL   | Sample size is too small for an analysis by WIDA                              |   |             |              |  |  |  |  |                              |                      |
| 1.10 Chronic Absenteeism  |   |   |             |              |  |  |  |  |                              |                      |
| 1.11 Educational Climate Survey, Multicultural Initiatives, and SEL | This benchmark requires reporting from the NMPED or approved use of Panorama. |   |             |              |  |  |  |  |                              |                      |
| 2.1 Subgroup Growth Q4  | This benchmark requires reporting from the NMPED.                             |   |             |              |  |  |  |  |                              |                      |
| 2.2 Subgroup Growth Q2/3  | This benchmark requires reporting from the NMPED.                             |   |             |              |  |  |  |  |                              |                      |
| 2.3 Subgroup Growth Q1  | This benchmark requires reporting from the NMPED.                             |   |             |              |  |  |  |  |                              |                      |
| 2.4 Subgroup Proficiency  | This benchmark requires reporting from the NMPED.                             |   |             |              |  |  |  |  |                              |                      |
| 3.0 Mission-Specific Goal: 12th Grade Capstones and Portfolios      | Capstone scores 3-4   | Passage presentation scores 3-4   |             |              |  |  |  |  |                              |                      |
|   | 93%   | 93%   |             |              |  |  |  |  |                              |                      |